



Selling on Amazon Guide to XML

Editor's Note



The XML Help documentation contains general information about using XML on Amazon. There are differences in using XML for various Amazon websites, based on differences in the features and functionality available on those sites.

- Some of the product categories in the XML Help are not available for merchants on some Amazon websites. If a product category is available to merchants on a particular Amazon website, then the XSD files for that category are valid for that Amazon website as well.



Contents

1. XML Overview	1
What is XML?	1
Why Use XML?	1
Prerequisite	1
Using Amazon Marketplace Web Service for XML Integration	1
Using XML to send catalog information	2
Using XML to process orders	2
2. Use Core Schemas to Build XML Feeds	3
Core Schemas	3
Core Schemas Reference Graphic	3
Envelope Schema	4
Description	4
Dictionary	4
XSD	4
Header Schema	6
Description	6
Dictionary	6
XSD	6
Base Schema	7
Description	7
Dictionary	7
XSD	7
3. Manage Listings with XML	34
Catalog (Product) Schemas	34
Create Products - Product Feed Schema	34
Description	34
Dictionary	34
XSD	36
Example	40
Update Quantity Available - Inventory Feed Schema	41
Description	41
Dictionary	41
XSD	42
Example	43
Fulfillment by Amazon (FBA)*	43
Example: Switching a product to "Fulfilled by Amazon" (AFN)	43
Example: Switching a product to "Fulfilled by Merchant" (MFN)	43
Assign a Price - Price Feed Schema	44
Description	44
Dictionary	44

Selling on Amazon – Guide to XML

XSD	44
Example	45
Send Product Images - Image Feed Schema	46
Description	46
Dictionary	47
XSD	47
Example	47
Establish Product Relationships - Relationship Feed Schema (applicable to selected product categories only)	48
Description	48
Dictionary	49
XSD	49
Example (Variation)	50
Example (Accessory)	51
Override Account-Level Shipping Rates - Override Feed Schema (optional)	51
Description	51
Dictionary	51
XSD	52
Example 	52
Review the Processing Results - Processing Report	53
Description	53
Dictionary	53
XSD	54
Example	55
4. Manage Orders with XML	56
Order and Fulfillment Schemas	56
Retrieve Order Details - Order Report	56
Description	56
Dictionary	56
XSD	58
Example 	61
Acknowledge Receipt of Orders - Order Acknowledgment	62
Description	62
Dictionary	63
XSD	63
Example	64
Ship and Confirm Shipment (and get paid) - Order Fulfillment	64
Description	65
Dictionary	65
XSD	66
Example	66
Refund or Partially Cancel Orders - Order Adjustment or Partial Cancellation	67
Description	67
Dictionary	67
XSD	67

Selling on Amazon – Guide to XML

Example 	69
Retrieve Payment Details - Settlement Report	70
Description	70
Dictionary	70
XSD	71
Example 	73
Understanding Amazon's Order Management Process	79
5. Validate XML Feeds	80
6. Category-Specific XSDs	80

1. XML Overview

What is XML?

XML (Extensible Markup Language) is a markup language for documents containing structured information. It defines a generic syntax used to mark up data with simple, human-readable tags. Data is included in XML documents as strings of text. The data is surrounded by text markup that describes the data. XML's basic unit of data and markup is called an element. The XML specification defines the exact syntax this markup must follow:

- how elements are delimited by tags
- what a tag looks like
- what names are acceptable for elements
- where attributes are placed
- and more

The markup in an XML document looks a lot like the markup in an HTML (Hypertext Markup Language) document, but there are some crucial differences. Most importantly, XML is a meta markup language. This means that it does not have a fixed set of tags and elements that are meant to work for everybody.

The X in XML stands for Extensible, which means that the language can be extended and adapted to meet many different needs. XML allows developers to define elements appropriate to a specific field or type of business. For example, chemists can define elements for molecules and atoms, real-estate agents can define elements for apartments and rents, and musicians can define elements for quarter notes and lyrics.

XML was developed at the World Wide Web Consortium (W3C) by a group of people who wanted to improve on HTML and SGML (Standard Generalized Markup Language).

Note: This is not a tutorial on using or understanding XML. For more information about using XML, see the [W3C XML Tutorial](#).

Why Use XML?

XML allows you to integrate your systems with Amazon's systems. Your systems can communicate with our systems using predefined APIs (Application Programming Interfaces) to post documents to and pull documents from the Amazon systems. When working with large amounts of data, it can be convenient to send and receive data using XML. Once XML integration is fully implemented and tested, little or no manual intervention is required.

Prerequisite

Before you decide to implement XML, make sure you meet the prerequisite. Ask yourself, do I have development resources who can create an XML feed based on an XSD (XML Schema Document)?

Using Amazon Marketplace Web Service for XML Integration

Amazon sellers can use Amazon Marketplace Web Service (Amazon MWS) to quickly develop applications for integration with Amazon and their own point-of-sale and fulfillment systems. For in-depth information about Amazon MWS, including the MWS Getting Started Guide, the MWS Developer Guide, the MWS FAQ page, client libraries, and registration information, please go to the MWS portal for your locale:

CA – <http://developer.amazonservices.ca>

DE – <http://developer.amazonservices.de>

FR – <http://developer.amazonservices.fr>

Selling on Amazon – Guide to XML

JP – <http://developer.amazonservices.jp>

UK – <http://developer.amazonservices.co.uk>

IT - <http://developer.amazonservices.it>

US – <http://developer.amazonservices.com>

Using XML to send catalog information

You will use up to six feeds to upload and manage your products on Amazon.

- **Product feed** - Contains descriptive information about the products in your catalog. Establishes the mapping between your unique identifier (the SKU) and the Amazon unique identifier (the ASIN: Amazon Standard Identification Number). This is always the first feed to send when listing a new item.
- **Inventory feed** - Communicates the current stock levels of the products you are listing on Amazon. Includes values for restock dates as well as your fulfillment latency (the time it will take you to process the order before shipping it).
- **Pricing feed** - Sets the current prices for your products, whether the regular (standard) prices or temporary (sale) prices.
- **Image feed** - Supplies URLs (on your server) from which Amazon can pull images to associate with your products.
- **Relationship feed** (not always applicable) - Defines relationships between different products in your catalog. There are two types of relationships:
 - **Variation** (the most common type of relationship) - Allows customers to select from a list of variations of the same product, such as different sizes and colors.
 - **Accessory** - Allows customers to select products classified as accessories to the main product on a product detail page. For example, a portable radio might have batteries and external speakers listed as accessories.
- **Overrides feed** (not always applicable) - Allows you to override the account-level shipping settings with SKU-level shipping settings. This can work well for a heavy or oversized product such as a kayak.

Using XML to process orders

When a customer places an order on Amazon, the quantity ordered decreases the quantity available in your account. The order is placed into a 90-minute holding period while we validate the transaction. During this time, we authorize the customer's payment method and send the customer an order confirmation e-mail. Also during this time, the customer can modify or cancel the order from within their Amazon account. If the payment is declined or the customer cancels the order, we add the quantity back into the quantity available in your account. We also send the customer an order cancellation e-mail.

1. **Receiving the order:** Once the holding period has expired, Amazon generates an order report.

Note: XML is not the default format for order reports. Contact your account manager or seller support to have this option configured for your account.

2. **Acknowledging receipt of the order:** The Order Acknowledgment feed allows you to associate your own internal order IDs and order item IDs with Amazon's order IDs and order item IDs, if desired. Additionally, you can use this feed to cancel the entire order.

Selling on Amazon – Guide to XML

3. **Shipping the order and confirming the shipment:** Once you have picked, packed, and shipped the order let Amazon know by sending a shipping confirmation. This step is important because it signals Amazon to complete the financial transaction (so you can be paid) and notify the buyer that the order is on the way. If we do not receive the shipping confirmation within 30 days after the order was placed, we will automatically cancel the order and you will not be paid for the order.
4. **Adjusting the order:** Process refunds and returns as needed.
5. **Being paid:** After you confirm shipment of an order, Amazon completes the buyer payment transaction and credits your seller account. Settlement reports are generated showing all financial transactions for each settlement period. For information about disbursements to your bank account, see this Help page:

 <https://sellercentral-europe.amazon.com/gp/help/18841>

 <https://sellercentral.amazon.com/gp/help/18841>

 <https://sellercentral-japan.amazon.com/gp/help/18841>

 <https://sellercentral.amazon.ca/gp/help/18841>

2. Use Core Schemas to Build XML Feeds

Core Schemas

To develop XML feeds that Amazon can process it is important to use the schema files or XSDs (XML Schema Definitions) from Seller Central Help. The schema files outline the format that each feed submitted to Amazon and each report Amazon produces must adhere to. This section provides element definitions and the corresponding XSDs for all data exchanged between you and Amazon.

Each feed requires Amazon core schemas and a feed type schema. Each schema has a specific purpose.

Note:

- The XSD samples shown on the Help pages may not reflect the latest XSDs. We recommend using the provided XSD links to obtain the latest versions.
- Data feeds are transmitted using the UNICODE character set and UTF-8 encoding. Although the characters in the English alphabet are encoded identically in UTF-8 and ASCII, foreign characters with diacritical marks (for example, ü) are encoded differently. You are responsible for correctly mapping these characters from ASCII to UTF-8 as needed.

Core Schemas Reference Graphic



Selling on Amazon – Guide to XML

Envelope Schema

Description

The envelope is used to wrap all other data with message-level protocol data. The envelope consists of a header and one or more messages, each of which contains the specified data object. While an envelope may contain more than one message, each message in the same envelope must be of the same type, as specified by the message type element.

Dictionary

Element	Description
EffectiveDate	The date an inventory feed is effective
MessageID	A number that uniquely identifies the message within the envelope, and which must be a unique number within that envelope; used for reconciliation of errors and warnings in the Processing Report document
MessageType	The type of document specified in the envelope, which must all be of the same type
OperationType	<p>The optional OperationType element can be used to specify the type of operation (Update, Delete or PartialUpdate) to be performed on the data. The OperationType is only applicable to product-related feeds (Product, Inventory, Price, etc) and will be ignored for non-applicable feeds.</p> <ul style="list-style-type: none">• If you use Update, all specified information overwrites any existing information. Any unspecified information is erased.• If you use Delete, all information is removed.• For Product feeds only: If you use PartialUpdate for a Product feed, all specified information overwrites any existing information, but unspecified information is unaffected. Caution: This operation type is only valid for Product feeds. If this operation type is used for any other feed type, such as Inventory and Price feeds, unpredictable data loss can occur. <p>To simply replace all existing data with new data, use PurgeAndReplace as part of the amzn-envelope.xsd instead of OperationType. If you use the PurgeAndReplace element as part of the amzn-envelope.xsd, then OperationType is ignored and the data you upload completely replaces all existing data, even for unspecified SKUs.</p>
PurgeAndReplace	<p>The flag (when set to "true") that causes the contents of the feed to completely replace any existing product data; applicable to product-related feeds only (If this flag is set to "true" the OperationType elements will be ignored.)</p> <p>Before using a PurgeAndReplace feed for the very first time, contact Seller Support and request deactivation of the "safety net" feature. This feature is in place to prevent accidental deletion of listings via PurgeAndReplace.</p> <p>Caution: An <i>empty</i> PurgeAndReplace feed, by definition, will cancel all of your listings. Since it does not contain any product information, all of your listings will no longer be available on Amazon and they will also be gone from your seller account.</p> <p>We do not recommend using PurgeAndReplace regularly, or simply to modify product information. The purged and re-created products lose their original sales history, and search results and placement on the website can be impacted. When deleting variation product data, instead of using PurgeAndReplace, use a product delete (OperationType "Delete").</p> <p>The <i>Purge-and-Replace</i> option only shows effect when it is inserted into a product feed. For other feed types such as image, relation or stock/price feeds, it will not have any effect.</p>

XSD

https://images-na.ssl-images-amazon.com/images/G/01/rainier/help/xsd/release_1_9/amzn-envelope.xsd

```
<?xml version="1.0"?>
```


Selling on Amazon – Guide to XML

```
<!-- Revision="$Revision: #6 $" -->
<xsd:schema xmlns:xsd="http://www.w3.org/2001/XMLSchema" elementFormDefault="qualified">
  <!--
    $Date: 2007/01/18 $

    AMAZON.COM CONFIDENTIAL. This document and the information contained in it are
    confidential and proprietary information of Amazon.com and may not be reproduced,
    distributed or used, in whole or in part, for any purpose other than as necessary
    to list products for sale on the www.amazon.com web site pursuant to an agreement
    with Amazon.com.
  -->
  <xsd:include schemaLocation="amzn-base.xsd"/>
  <xsd:include schemaLocation="amzn-header.xsd"/>
  <xsd:include schemaLocation="FulfillmentCenter.xsd"/>
  <xsd:include schemaLocation="Inventory.xsd"/>
  <xsd:include schemaLocation="Listings.xsd"/>
  <xsd:include schemaLocation="OrderAcknowledgement.xsd"/>
  <xsd:include schemaLocation="OrderAdjustment.xsd"/>
  <xsd:include schemaLocation="OrderFulfillment.xsd"/>
  <xsd:include schemaLocation="Override.xsd"/>
  <xsd:include schemaLocation="Price.xsd"/>
  <xsd:include schemaLocation="ProcessingReport.xsd"/>
  <xsd:include schemaLocation="ProductImage.xsd"/>
  <xsd:include schemaLocation="Product.xsd"/>
  <xsd:include schemaLocation="Relationship.xsd"/>
  <xsd:include schemaLocation="SettlementReport.xsd"/>
  <xsd:element name="AmazonEnvelope">
    <xsd:complexType>
      <xsd:sequence>
        <xsd:element ref="Header"/>
        <xsd:element name="MessageType">
          <xsd:simpleType>
            <xsd:restriction base="xsd:string">
              <xsd:enumeration value="FulfillmentCenter"/>
              <xsd:enumeration value="Inventory"/>
              <xsd:enumeration value="Listings"/>
              <xsd:enumeration value="OrderAcknowledgement"/>
              <xsd:enumeration value="OrderAdjustment"/>
              <xsd:enumeration value="OrderFulfillment"/>
              <xsd:enumeration value="Override"/>
              <xsd:enumeration value="Price"/>
              <xsd:enumeration value="ProcessingReport"/>
              <xsd:enumeration value="Product"/>
              <xsd:enumeration value="ProductImage"/>
              <xsd:enumeration value="Relationship"/>
              <xsd:enumeration value="SettlementReport"/>
            </xsd:restriction>
          </xsd:simpleType>
        </xsd:element>
        <xsd:element ref="MarketplaceName" minOccurs="0">
          <xsd:annotation>
            <xsd:documentation>
              The MarketplaceName is only supported for
              Override feeds.
              If included here, the MarketplaceName will
              apply to all messages in the feed.
            </xsd:documentation>
          </xsd:annotation>
        </xsd:element>
        <xsd:element name="PurgeAndReplace" type="xsd:boolean" minOccurs="0"/>
        <xsd:element name="EffectiveDate" type="xsd:dateTime" minOccurs="0"/>
        <xsd:element name="Message" maxOccurs="unbounded">
          <xsd:complexType>
            <xsd:sequence>
              <xsd:element name="MessageID" type="IDNumber"/>
              <xsd:element name="OperationType" minOccurs="0">
                <xsd:simpleType>
                  <xsd:restriction base="xsd:string">
                    <xsd:enumeration value="Update"/>
                    <xsd:enumeration value="Delete"/>
                    <xsd:enumeration value="PartialUpdate"/>
                  </xsd:restriction>
                </xsd:simpleType>
              </xsd:element>
              <xsd:choice>
                <xsd:element ref="FulfillmentCenter"/>
                <xsd:element ref="Inventory"/>
                <xsd:element ref="Listings"/>
                <xsd:element ref="OrderAcknowledgement"/>
                <xsd:element ref="OrderAdjustment"/>
              </xsd:choice>
            </xsd:sequence>
          </xsd:complexType>
        </xsd:element>
      </xsd:sequence>
    </xsd:complexType>
  </xsd:element>
</xsd:schema>
```

Selling on Amazon – Guide to XML

```
<xsd:element ref="OrderFulfillment"/>
<xsd:element ref="Override"/>
<xsd:element ref="Price"/>
<xsd:element ref="ProcessingReport"/>
<xsd:element ref="Product"/>
<xsd:element ref="ProductImage"/>
<xsd:element ref="Relationship"/>
<xsd:element ref="SettlementReport"/>
</xsd:choice>
</xsd:sequence>
</xsd:complexType>
</xsd:element>
</xsd:sequence>
</xsd:complexType>
</xsd:element>
</xsd:schema>
```

Header Schema

Description

The envelope uses the header to specify universal data related to the feed or a message in the feed.

Dictionary

DocumentVersion	The document version (Amazon supports only version 1.01.)
MerchantIdentifier	The identifier for the seller of record; assigned by Amazon when you opened your seller account

XSD

https://images-na.ssl-images-amazon.com/images/G/01/rainier/help/xsd/release_1_9/amzn-header.xsd

```
<?xml version="1.0"?>
<!-- "$Revision: #3 $" -->
<xsd:schema xmlns:xsd="http://www.w3.org/2001/XMLSchema" elementFormDefault="qualified">
  <!--
    $Date: 2005/04/01 $
  -->
  AMAZON.COM CONFIDENTIAL. This document and the information contained in it are
  confidential and proprietary information of Amazon.com and may not be reproduced,
  distributed or used, in whole or in part, for any purpose other than as necessary
  to list products for sale on the www.amazon.com web site pursuant to an agreement
  with Amazon.com.
  -->
  <xsd:include schemaLocation="amzn-base.xsd"/>
  <xsd:element name="Header">
    <xsd:complexType>
      <xsd:sequence>
        <xsd:element name="DocumentVersion">
          <xsd:simpleType>
            <xsd:restriction base="xsd:string">
              <xsd:pattern value="\d{1,2}\.\d{1,2}"/>
            </xsd:restriction>
          </xsd:simpleType>
        </xsd:element>
        <xsd:element name="MerchantIdentifier" type="String"/>
        <xsd:element name="OverrideReleaseId" minOccurs="0">
          <xsd:simpleType>
            <xsd:restriction base="xsd:string">
              <xsd:pattern value="\d{1,4}\.\d{1,4}"/>
            </xsd:restriction>
          </xsd:simpleType>
        </xsd:element>
      </xsd:sequence>
    </xsd:complexType>
  </xsd:element>
</xsd:schema>
```

Selling on Amazon – Guide to XML

Base Schema


Description

The base XSD is used by all other data feeds to specify universally-used elements and data types. The primary purposes are to provide consistency among all the data feeds and to constrain future changes to the XSD definitions. All other XSDs reference the base-XSD's elements and data types.

Note:

- The CountryCode element is a two-letter ISO 3166 country code. You can find a complete list of codes here: <http://www.iso.org/iso/en/prods-services/iso3166ma/02iso-3166-code-lists/list-en1.html>.
- The Name element is a single field with a 50-character maximum. It is your responsibility to parse the single field into First name and Last name if that is required by your systems.

Dictionary

Element	Description
AddressFieldOne	The first line of a standard address
AddressFieldTwo	The second line of a standard address
AddressFieldThree	The third line of a standard address
AmazonOrderID	Amazon's unique identifier for an order
AmazonOrderItemCode	Amazon's unique identifier for an item in an order
City	The city of a standard address
CountryCode	ISO 3166 standard two-letter country code
County	The county of a standard US address
FulfillmentCenterID	A seller-defined unique identifier for a fulfillment center
FulfillmentMethod	The fulfillment method the buyer specified
FulfillmentServiceLevel	The type of fulfillment service the buyer specified
MerchantOrderID	A seller-defined unique identifier for an order
MerchantOrderItemID	A seller-defined unique identifier for an item in an order
MerchantPromotionID	A seller-defined identifier for a promotion; does not have to be unique
PhoneNumber	The phone number associated with an address if applicable
PostalCode	The postal (ZIP) code of a standard address
ProductTaxCode	Amazon's standard code to identify the tax properties for a product 
PromotionClaimCode	The code the buyer enters to activate a promotion for their order
SKU	A seller-defined unique identifier for a product
StandardProductID	A standard, unique identifier for a product, consisting of a type (ISBN, UPC, or EAN) and a value that conforms to the appropriate format for the type specified
StateOrRegion	The state or region of a standard address

XSD

https://images-na.ssl-images-amazon.com/images/G/01/rainier/help/xsd/release_1_9/amzn-base.xsd

Selling on Amazon – Guide to XML

```
<?xml version="1.0"?>
<!-- Revision="$Revision: #8 $" -->
<xsd:schema xmlns:xsd="http://www.w3.org/2001/XMLSchema" elementFormDefault="qualified">
  <!--
  $Date: 2007/10/31 $

  AMAZON.COM CONFIDENTIAL. This document and the information contained in it are
  confidential and proprietary information of Amazon.com and may not be reproduced,
  distributed or used, in whole or in part, for any purpose other than as necessary
  to list products for sale on the www.amazon.com web site pursuant to an agreement
  with Amazon.com.
  -->
  <!--
  #####
  # Address element
  #####
  -->
  <xsd:element name="Address" type="AddressType"/>
  <xsd:complexType name="AddressType">
    <xsd:sequence>
      <xsd:element name="Name" type="String"/>
      <xsd:element name="AddressFieldOne" type="AddressLine"/>
      <xsd:element name="AddressFieldTwo" type="AddressLine" minOccurs="0"/>
      <xsd:element name="AddressFieldThree" type="AddressLine" minOccurs="0"/>
      <xsd:element name="City" type="String" minOccurs="0"/>
      <xsd:element name="County" type="String" minOccurs="0"/>
      <xsd:element name="StateOrRegion" type="String" minOccurs="0"/>
      <xsd:element name="PostalCode" type="String" minOccurs="0"/>
      <xsd:element name="CountryCode">
        <xsd:simpleType>
          <xsd:restriction base="xsd:string">
            <xsd:minLength value="2"/>
            <xsd:maxLength value="2"/>
          </xsd:restriction>
        </xsd:simpleType>
      </xsd:element>
      <xsd:element name="PhoneNumber" type="PhoneNumberType" minOccurs="0" maxOccurs="3"/>
      <xsd:element name="isDefaultShipping" type="xsd:boolean" minOccurs="0">
        <xsd:annotation>
          <xsd:documentation>Only one default shipping address can exist at any given time. If more than one address has this set to "true," then
the last one will become the default.</xsd:documentation>
        </xsd:annotation>
      </xsd:element>
      <xsd:element name="isDefaultBilling" type="xsd:boolean" minOccurs="0">
        <xsd:annotation>
          <xsd:documentation>Only one default billing address can exist at any given time. If more than one address has this set to "true," then the
last one will become the default.</xsd:documentation>
        </xsd:annotation>
      </xsd:element>
      <xsd:element name="isDefaultOneClick" type="xsd:boolean" minOccurs="0">
        <xsd:annotation>
          <xsd:documentation>Only one default OneClick address can exist at any given time. If more than one address has this set to "true," then
the last one will become the default.</xsd:documentation>
        </xsd:annotation>
      </xsd:element>
    </xsd:sequence>
  </xsd:complexType>
  <!--
  #####
  # Address element, support non-city. Used by FBA.
  #####
  -->
  <xsd:complexType name="AddressTypeSupportNonCity">
    <xsd:sequence>
      <xsd:element name="Name" type="String"/>
      <xsd:element name="AddressFieldOne" type="AddressLine"/>
      <xsd:element name="AddressFieldTwo" type="AddressLine" minOccurs="0"/>
      <xsd:element name="AddressFieldThree" type="AddressLine" minOccurs="0"/>
      <xsd:element name="City" type="String" minOccurs="0"/>
      <xsd:element name="DistrictOrCounty" type="String" minOccurs="0"/>
      <xsd:element name="County" type="String" minOccurs="0"/>
      <xsd:element name="StateOrRegion" type="String" minOccurs="0"/>
      <xsd:element name="PostalCode" type="String" minOccurs="0"/>
      <xsd:element name="CountryCode">
        <xsd:simpleType>
          <xsd:restriction base="xsd:string">
            <xsd:minLength value="2"/>
            <xsd:maxLength value="2"/>
          </xsd:restriction>
        </xsd:simpleType>
      </xsd:element>
    </xsd:sequence>
  </xsd:complexType>
  <!--
  #####
  # Address element, support non-city. Used by FBA.
  #####
  -->
```

Selling on Amazon – Guide to XML

```
</xsd:simpleType>
</xsd:element>
<xsd:element name="PhoneNumber" type="String" minOccurs="0"/>
</xsd:sequence>
</xsd:complexType>
<xsd:simpleType name="AddressLine">
  <xsd:restriction base="xsd:normalizedString">
    <xsd:maxLength value="60"/>
  </xsd:restriction>
</xsd:simpleType>
<xsd:complexType name="PhoneNumberType">
  <xsd:simpleContent>
    <xsd:extension base="String">
      <xsd:attribute name="Type" use="optional">
        <xsd:annotation>
          <xsd:documentation>Defaults to "Voice." Currently, only two voice numbers and one fax number are stored.</xsd:documentation>
        </xsd:annotation>
        <xsd:simpleType>
          <xsd:restriction base="xsd:string">
            <xsd:enumeration value="Voice"/>
            <xsd:enumeration value="Fax"/>
          </xsd:restriction>
        </xsd:simpleType>
      </xsd:attribute>
      <xsd:attribute name="Description" use="optional">
        <xsd:simpleType>
          <xsd:restriction base="xsd:string">
            <xsd:maxLength value="30"/>
          </xsd:restriction>
        </xsd:simpleType>
      </xsd:attribute>
    </xsd:extension>
  </xsd:simpleContent>
</xsd:complexType>
<!--

#####
# Email Address Type
#####

-->
<xsd:complexType name="EmailAddressType">
  <xsd:simpleContent>
    <xsd:extension base="EmailBase">
      <xsd:attribute name="PreferredFormat" use="optional">
        <xsd:simpleType>
          <xsd:restriction base="xsd:string">
            <xsd:enumeration value="TextOnly"/>
            <xsd:enumeration value="HTML"/>
          </xsd:restriction>
        </xsd:simpleType>
      </xsd:attribute>
    </xsd:extension>
  </xsd:simpleContent>
</xsd:complexType>
<xsd:simpleType name="EmailBase">
  <xsd:restriction base="xsd:normalizedString">
    <xsd:pattern value="^[^@]+@[^\.\.]+\.[^\.\.]+"/>
  </xsd:restriction>
</xsd:simpleType>
<!--

#####
# Amazon fees type
#####

-->
<xsd:complexType name="AmazonFees">
  <xsd:sequence>
    <xsd:element name="Fee" maxOccurs="unbounded">
      <xsd:complexType>
        <xsd:sequence>
          <xsd:element name="Type">
            <xsd:simpleType>
              <xsd:restriction base="xsd:string"/>
            </xsd:simpleType>
          </xsd:element>
          <xsd:element name="Amount" type="CurrencyAmount"/>
        </xsd:sequence>
      </xsd:complexType>
    </xsd:element>
  </xsd:sequence>
</xsd:complexType>
```

Selling on Amazon – Guide to XML

```
</xsd:complexType>
<!--
#####
# Battery type
#####
-->
<xsd:element name="Battery">
  <xsd:complexType>
    <xsd:sequence>
      <xsd:element name="AreBatteriesIncluded" type="xsd:boolean" minOccurs="0"/>
      <xsd:element name="AreBatteriesRequired" type="xsd:boolean" minOccurs="0"/>
      <xsd:element name="BatterySubgroup" minOccurs="0" maxOccurs="3">
        <xsd:complexType>
          <xsd:sequence>
            <xsd:element name="BatteryType">
              <xsd:simpleType>
                <xsd:restriction base="StringNotNull">
                  <xsd:enumeration value="battery_type_2/3A"/>
                  <xsd:enumeration value="battery_type_4/3A"/>
                  <xsd:enumeration value="battery_type_4/5A"/>
                  <xsd:enumeration value="battery_type_9v"/>
                  <xsd:enumeration value="battery_type_12v"/>
                  <xsd:enumeration value="battery_type_a"/>
                  <xsd:enumeration value="battery_type_a76"/>
                  <xsd:enumeration value="battery_type_aa"/>
                  <xsd:enumeration value="battery_type_aaa"/>
                  <xsd:enumeration value="battery_type_aaaa"/>
                  <xsd:enumeration value="battery_type_c"/>
                  <xsd:enumeration value="battery_type_cr123a"/>
                  <xsd:enumeration value="battery_type_cr2"/>
                  <xsd:enumeration value="battery_type_cr5"/>
                  <xsd:enumeration value="battery_type_d"/>
                  <xsd:enumeration value="battery_type_lithium_ion"/>
                  <xsd:enumeration value="battery_type_lithium_metal"/>
                  <xsd:enumeration value="battery_type_L-SC"/>
                  <xsd:enumeration value="battery_type_p76"/>
                  <xsd:enumeration value="battery_type_product_specific"/>
                  <xsd:enumeration value="battery_type_SC"/>
                </xsd:restriction>
              </xsd:simpleType>
            </xsd:element>
            <xsd:element name="NumberOfBatteries" type="xsd:positiveInteger"/>
          </xsd:sequence>
        </xsd:complexType>
      </xsd:element>
    </xsd:sequence>
  </xsd:complexType>
</xsd:element>
<!--

#####
# Buyer price type
#####

-->
<xsd:complexType name="BuyerPrice">
  <xsd:sequence>
    <xsd:element name="Component" maxOccurs="unbounded">
      <xsd:complexType>
        <xsd:sequence>
          <xsd:element name="Type">
            <xsd:simpleType>
              <xsd:restriction base="xsd:string">
                <xsd:enumeration value="Principal"/>
                <xsd:enumeration value="Shipping"/>
                <xsd:enumeration value="Tax"/>
                <xsd:enumeration value="ShippingTax"/>
                <xsd:enumeration value="RestockingFee"/>
                <xsd:enumeration value="RestockingFeeTax"/>
                <xsd:enumeration value="GiftWrap"/>
                <xsd:enumeration value="GiftWrapTax"/>
                <xsd:enumeration value="Surcharge"/>
                <xsd:enumeration value="ReturnShipping"/>
                <xsd:enumeration value="Goodwill"/>
                <xsd:enumeration value="ExportCharge"/>
                <xsd:enumeration value="COD"/>
                <xsd:enumeration value="CODTax"/>
                <xsd:enumeration value="Other"/>
                <xsd:enumeration value="FreeReplacementReturnShipping"/>
              </xsd:restriction>
            </xsd:simpleType>
          </xsd:element>
        </xsd:sequence>
      </xsd:complexType>
    </xsd:element>
  </xsd:sequence>
</xsd:complexType>
</xsd:element>
<!--
```

Selling on Amazon – Guide to XML

```
        </xsd:simpleType>
      </xsd:element>
      <xsd:element name="Amount" type="CurrencyAmount"/>
    </xsd:sequence>
  </xsd:complexType>
</xsd:element>
</xsd:sequence>
</xsd:complexType>
<!--
#####
# Direct Payment type
#####
-->
<xsd:complexType name="DirectPaymentType">
  <xsd:sequence>
    <xsd:element name="Component" maxOccurs="unbounded">
      <xsd:complexType>
        <xsd:sequence>
          <xsd:element name="Type" type="xsd:string"/>
          <xsd:element name="Amount" type="CurrencyAmount"/>
        </xsd:sequence>
      </xsd:complexType>
    </xsd:element>
  </xsd:sequence>
</xsd:complexType>
<!--
#####
# Currency amount type
#####
-->
<xsd:complexType name="CurrencyAmount">
  <xsd:simpleContent>
    <xsd:extension base="BaseCurrencyAmount">
      <xsd:attribute name="currency" type="BaseCurrencyCode" use="required"/>
    </xsd:extension>
  </xsd:simpleContent>
</xsd:complexType>
<xsd:complexType name="PositiveCurrencyAmount">
  <xsd:simpleContent>
    <xsd:extension base="BasePositiveCurrencyAmount">
      <xsd:attribute name="currency" type="BaseCurrencyCode" use="required"/>
    </xsd:extension>
  </xsd:simpleContent>
</xsd:complexType>
<xsd:simpleType name="BaseCurrencyCode">
  <xsd:restriction base="xsd:string">
    <xsd:enumeration value="USD"/>
    <xsd:enumeration value="GBP"/>
    <xsd:enumeration value="EUR"/>
    <xsd:enumeration value="JPY"/>
    <xsd:enumeration value="CAD"/>
    <xsd:enumeration value="CNY"/>
  </xsd:restriction>
</xsd:simpleType>
<xsd:simpleType name="BaseCurrencyAmount">
  <xsd:restriction base="xsd:decimal">
    <xsd:totalDigits value="20"/>
    <xsd:fractionDigits value="2" fixed="true"/>
  </xsd:restriction>
</xsd:simpleType>
<xsd:simpleType name="BasePositiveCurrencyAmount">
  <xsd:restriction base="xsd:decimal">
    <xsd:maxInclusive value="99999999.99"/>
    <xsd:minInclusive value="0.00"/>
    <xsd:totalDigits value="10"/>
    <xsd:fractionDigits value="2" fixed="true"/>
  </xsd:restriction>
</xsd:simpleType>
<xsd:simpleType name="BasePriceCurrencyAmount">
  <xsd:restriction base="xsd:decimal">
    <xsd:totalDigits value="20"/>
    <xsd:fractionDigits value="4" fixed="true"/>
  </xsd:restriction>
</xsd:simpleType>
<xsd:complexType name="DatedPrice">
  <xsd:sequence>
    <xsd:element name="StartDate" type="xsd:dateTime" minOccurs="0"/>
    <xsd:element name="EndDate" type="xsd:dateTime" minOccurs="0"/>
    <xsd:element name="Price" type="CurrencyAmount"/>
  </xsd:sequence>
</xsd:complexType>

```

Selling on Amazon – Guide to XML

```
</xsd:sequence>
<xsd:attribute name="delete" type="xsd:boolean" use="optional"/>
</xsd:complexType>
<!--

#####
# Fulfillment center ID element
#####

-->
<xsd:element name="FulfillmentCenterID" type="String"/>
<!--

#####
# Fulfillment method element
#####

-->
<xsd:element name="FulfillmentMethod">
  <xsd:simpleType>
    <xsd:restriction base="xsd:string">
      <xsd:enumeration value="Ship"/>
      <xsd:enumeration value="InStorePickup"/>
      <xsd:enumeration value="MerchantDelivery"/>
    </xsd:restriction>
  </xsd:simpleType>
</xsd:element>
<!--

#####
# Fulfillment service level element
#####

-->
<xsd:element name="FulfillmentServiceLevel">
  <xsd:simpleType>
    <xsd:restriction base="xsd:string">
      <xsd:enumeration value="Standard"/>
      <xsd:enumeration value="Expedited"/>
      <xsd:enumeration value="Scheduled"/>
      <xsd:enumeration value="NextDay"/>
      <xsd:enumeration value="SecondDay"/>
      <xsd:enumeration value="Next"/>
      <xsd:enumeration value="Second"/>
    </xsd:restriction>
  </xsd:simpleType>
</xsd:element>
<!--

#####
# Fulfillment readiness condition element
#####

-->
<xsd:simpleType name="FulfillReadiness">
  <xsd:restriction base="xsd:string">
    <xsd:enumeration value="drop_ship_ready"/>
    <xsd:enumeration value="not_ready"/>
    <xsd:enumeration value="receive_ready"/>
    <xsd:enumeration value="exception_receive_ready"/>
    <xsd:enumeration value="po_ready"/>
    <xsd:enumeration value="unknown"/>
  </xsd:restriction>
</xsd:simpleType>
<!--

#####
# Carrier Code element
#####

-->
<xsd:element name="CarrierCode">
  <xsd:simpleType>
    <xsd:restriction base="xsd:string">
      <xsd:enumeration value="USPS"/>
      <xsd:enumeration value="UPS"/>
      <xsd:enumeration value="FedEx"/>
      <xsd:enumeration value="DHL"/>
      <xsd:enumeration value="Fastway"/>
      <xsd:enumeration value="GLS"/>
      <xsd:enumeration value="GO!"/>
      <xsd:enumeration value="Hermes Logistik Gruppe"/>
    </xsd:restriction>
  </xsd:simpleType>
</xsd:element>
</xsd:sequence>
```


Selling on Amazon – Guide to XML

```
<xsd:enumeration value="Royal Mail"/>
<xsd:enumeration value="Parcelforce"/>
<xsd:enumeration value="City Link"/>
<xsd:enumeration value="TNT"/>
<xsd:enumeration value="Target"/>
<xsd:enumeration value="SagawaExpress"/>
<xsd:enumeration value="NipponExpress"/>
<xsd:enumeration value="YamatoTransport"/>
</xsd:restriction>
</xsd:simpleType>
</xsd:element>
<!--

#####
# Ship Option element
#####

-->
<xsd:element name="ShipOption">
  <xsd:simpleType>
    <xsd:restriction base="xsd:normalizedString">
      <xsd:minLength value="1"/>
      <xsd:maxLength value="250"/>
    </xsd:restriction>
  </xsd:simpleType>
</xsd:element>
<!--

#####
# Marketplace Name element
#####

-->
<xsd:element name="MarketplaceName" type="StringNotNull"/>
<!--

#####
# ID Number type
#####

-->
<xsd:simpleType name="IDNumber">
  <xsd:restriction base="xsd:positiveInteger">
    <xsd:pattern value="\d{1,18}"/>
  </xsd:restriction>
</xsd:simpleType>
<!--

#####
# String types
#####

-->
<xsd:simpleType name="FiveStringNotNull">
  <xsd:restriction base="xsd:normalizedString">
    <xsd:minLength value="1"/>
    <xsd:maxLength value="5"/>
  </xsd:restriction>
</xsd:simpleType>
<xsd:simpleType name="TenStringNotNull">
  <xsd:restriction base="xsd:normalizedString">
    <xsd:minLength value="1"/>
    <xsd:maxLength value="10"/>
  </xsd:restriction>
</xsd:simpleType>
<xsd:simpleType name="TwentyStringNotNull">
  <xsd:restriction base="xsd:normalizedString">
    <xsd:minLength value="1"/>
    <xsd:maxLength value="20"/>
  </xsd:restriction>
</xsd:simpleType>
<xsd:simpleType name="ThirtyStringNotNull">
  <xsd:restriction base="xsd:normalizedString">
    <xsd:minLength value="1"/>
    <xsd:maxLength value="30"/>
  </xsd:restriction>
</xsd:simpleType>
<xsd:simpleType name="FortyStringNotNull">
  <xsd:restriction base="xsd:normalizedString">
    <xsd:minLength value="1"/>
```

Selling on Amazon – Guide to XML

```
<xsd:maxLength value="40"/>
</xsd:restriction>
</xsd:simpleType>
<xsd:simpleType name="PARTSLINK">
  <xsd:restriction base="xsd:normalizedString">
    <xsd:minLength value="9"/>
    <xsd:maxLength value="9"/>
    <xsd:pattern value="[a-zA-Z]{2}\d{7}"/>
  </xsd:restriction>
</xsd:simpleType>
<xsd:simpleType name="String">
  <xsd:restriction base="xsd:normalizedString">
    <xsd:maxLength value="50"/>
  </xsd:restriction>
</xsd:simpleType>
<xsd:simpleType name="StringNotNull">
  <xsd:restriction base="xsd:normalizedString">
    <xsd:minLength value="1"/>
    <xsd:maxLength value="50"/>
  </xsd:restriction>
</xsd:simpleType>
<xsd:simpleType name="HundredString">
  <xsd:restriction base="xsd:normalizedString">
    <xsd:maxLength value="100"/>
  </xsd:restriction>
</xsd:simpleType>
<xsd:simpleType name="HundredFiftyStringNotNull">
  <xsd:restriction base="xsd:normalizedString">
    <xsd:minLength value="1"/>
    <xsd:maxLength value="150"/>
  </xsd:restriction>
</xsd:simpleType>
<xsd:simpleType name="MediumStringNotNull">
  <xsd:restriction base="xsd:normalizedString">
    <xsd:minLength value="1"/>
    <xsd:maxLength value="200"/>
  </xsd:restriction>
</xsd:simpleType>
<xsd:simpleType name="TwoFiftyStringNotNull">
  <xsd:restriction base="xsd:normalizedString">
    <xsd:minLength value="1"/>
    <xsd:maxLength value="250"/>
  </xsd:restriction>
</xsd:simpleType>
<xsd:simpleType name="LongString">
  <xsd:restriction base="xsd:normalizedString">
    <xsd:maxLength value="500"/>
  </xsd:restriction>
</xsd:simpleType>
<xsd:simpleType name="LongStringNotNull">
  <xsd:restriction base="xsd:normalizedString">
    <xsd:minLength value="1"/>
    <xsd:maxLength value="500"/>
  </xsd:restriction>
</xsd:simpleType>
<xsd:simpleType name="SuperLongStringNotNull">
  <xsd:restriction base="xsd:normalizedString">
    <xsd:minLength value="1"/>
    <xsd:maxLength value="1000"/>
  </xsd:restriction>
</xsd:simpleType>
<xsd:simpleType name="TwoThousandString">
  <xsd:restriction base="xsd:normalizedString">
    <xsd:maxLength value="2000"/>
  </xsd:restriction>
</xsd:simpleType>
<!--
#####
# External customer ID element
#####
-->
<xsd:element name="ExternalCustomerID" type="HundredString"/>
<!--
#####
# Merchant order ID element
#####
```

Selling on Amazon – Guide to XML

```
-->
<xsd:element name="MerchantOrderID" type="String"/>
<!--

#####
# Merchant order item ID element
#####

-->
<xsd:element name="MerchantOrderItemID" type="String"/>
<!--

#####
# Merchant fulfillment ID element
#####

-->
<xsd:element name="MerchantFulfillmentID" type="TwentyStringNotNull"/>
<!--

#####
# Amazon shipment ID element
#####

-->
<xsd:element name="ShipmentID" type="String"/>
<!--

#####
# Merchant promotion ID element
#####

-->
<xsd:element name="MerchantPromotionID">
  <xsd:simpleType>
    <xsd:restriction base="xsd:normalizedString">
      <xsd:maxLength value="80"/>
    </xsd:restriction>
  </xsd:simpleType>
</xsd:element>
<!--

#####
# Order ID element
#####

-->
<xsd:element name="AmazonOrderID">
  <xsd:simpleType>
    <xsd:restriction base="xsd:string">
      <xsd:pattern value="\w{3}-\w{7}-\w{7}"/>
    </xsd:restriction>
  </xsd:simpleType>
</xsd:element>
<!--

#####
# Order item code element
#####

-->
<xsd:element name="AmazonOrderItemCode">
  <xsd:simpleType>
    <xsd:restriction base="xsd:string">
      <xsd:pattern value="\d{14}"/>
    </xsd:restriction>
  </xsd:simpleType>
</xsd:element>
<!--

#####
# Amazon Customer ID element - Encrypted
#####

-->
<xsd:element name="AmazonCustomerID" type="HundredString"/>
<!--

#####
```

Selling on Amazon – Guide to XML

```
# Standard Product ID element
#####

-->
<xsd:element name="StandardProductID">
  <xsd:complexType>
    <xsd:sequence>
      <xsd:element name="Type">
        <xsd:simpleType>
          <xsd:restriction base="xsd:string">
            <xsd:enumeration value="ISBN"/>
            <xsd:enumeration value="UPC"/>
            <xsd:enumeration value="EAN"/>
            <xsd:enumeration value="ASIN"/>
            <xsd:enumeration value="GTIN"/>
          </xsd:restriction>
        </xsd:simpleType>
      </xsd:element>
      <xsd:element name="Value">
        <xsd:simpleType>
          <xsd:restriction base="xsd:string">
            <xsd:minLength value="8"/>
            <xsd:maxLength value="14"/>
          </xsd:restriction>
        </xsd:simpleType>
      </xsd:element>
    </xsd:sequence>
  </xsd:complexType>
</xsd:element>
<!--

#####
# Product tax code element
#####

-->
<xsd:element name="ProductTaxCode" type="StringNotNull"/>
<!--

#####
# Promotion application type
#####

-->
<xsd:simpleType name="PromotionApplicationType">
  <xsd:restriction base="xsd:string">
    <xsd:enumeration value="Principal"/>
    <xsd:enumeration value="Shipping"/>
  </xsd:restriction>
</xsd:simpleType>
<!--

#####
# Promotion claim code
#####

-->
<xsd:element name="PromotionClaimCode">
  <xsd:simpleType>
    <xsd:restriction base="xsd:string">
      <xsd:minLength value="6"/>
      <xsd:maxLength value="12"/>
    </xsd:restriction>
  </xsd:simpleType>
</xsd:element>
<!--

#####
# Promotion data type
#####

-->
<xsd:complexType name="PromotionDataType">
  <xsd:sequence>
    <xsd:element ref="PromotionClaimCode"/>
    <xsd:element ref="MerchantPromotionID"/>
    <xsd:element name="Component" maxOccurs="unbounded">
      <xsd:complexType>
        <xsd:sequence>
          <xsd:element name="Type" type="PromotionApplicationType"/>

```

Selling on Amazon – Guide to XML

```
<xsd:element name="Amount" type="CurrencyAmount"/>
</xsd:sequence>
</xsd:complexType>
</xsd:element>
</xsd:sequence>
</xsd:complexType>
<!--

#####
# SKU element
#####

-->
<xsd:element name="SKU" type="SKUType"/>
<xsd:simpleType name="SKUType">
  <xsd:restriction base="xsd:normalizedString">
    <xsd:minLength value="1"/>
    <xsd:maxLength value="40"/>
    <xsd:pattern value="[p{IsBasicLatin}p{IsLatin-1Supplement}]*/>
  </xsd:restriction>
</xsd:simpleType>
<!--

#####
# Condition Info
#####

-->
<xsd:complexType name="ConditionInfo">
  <xsd:sequence>
    <xsd:element ref="ConditionType"/>
    <xsd:element name="ConditionNote" type="TwoThousandString" minOccurs="0"/>
  </xsd:sequence>
</xsd:complexType>
<xsd:element name="ConditionType">
  <xsd:simpleType>
    <xsd:restriction base="xsd:string">
      <xsd:enumeration value="New"/>
      <xsd:enumeration value="UsedLikeNew"/>
      <xsd:enumeration value="UsedVeryGood"/>
      <xsd:enumeration value="UsedGood"/>
      <xsd:enumeration value="UsedAcceptable"/>
      <xsd:enumeration value="CollectibleLikeNew"/>
      <xsd:enumeration value="CollectibleVeryGood"/>
      <xsd:enumeration value="CollectibleGood"/>
      <xsd:enumeration value="CollectibleAcceptable"/>
      <xsd:enumeration value="Refurbished"/>
      <xsd:enumeration value="Club"/>
    </xsd:restriction>
  </xsd:simpleType>
</xsd:element>
<!--

#####
# Customization Info
#####

-->
<xsd:complexType name="CustomizationInfoType">
  <xsd:sequence>
    <xsd:element name="Type" type="StringNotNull"/>
    <xsd:element name="Data" type="LongStringNotNull"/>
  </xsd:sequence>
</xsd:complexType>
<!--

#####
# Computer Platform
#####

-->
<xsd:element name="ComputerPlatform">
  <xsd:complexType>
    <xsd:sequence>
      <xsd:element name="Type">
        <xsd:simpleType>
          <xsd:restriction base="xsd:string">
            <xsd:enumeration value="windows"/>
            <xsd:enumeration value="mac"/>
            <xsd:enumeration value="linux"/>
          </xsd:restriction>
        </xsd:simpleType>
      </xsd:element>
    </xsd:sequence>
  </xsd:complexType>
</xsd:element>
<!--
```

Selling on Amazon – Guide to XML

```
        </xsd:restriction>
    </xsd:simpleType>
</xsd:element>
    <xsd:element name="SystemRequirements" type="LongStringNotNull" minOccurs="0"/>
</xsd:sequence>
</xsd:complexType>
</xsd:element>
<!--
#####
# Rebate Information for Offering Rebates
#####
-->
<xsd:complexType name="RebateType">
    <xsd:sequence>
        <xsd:element name="RebateStartDate" type="xsd:dateTime"/>
        <xsd:element name="RebateEndDate" type="xsd:dateTime"/>
        <xsd:element name="RebateMessage" type="TwoFiftyStringNotNull"/>
        <xsd:element name="RebateName" type="FortyStringNotNull"/>
    </xsd:sequence>
</xsd:complexType>
<!--

#####
# Color and ColorMap
#####

-->
<xsd:element name="ColorSpecification">
    <xsd:complexType>
        <xsd:sequence>
            <xsd:element name="Color" type="StringNotNull"/>
            <xsd:element ref="ColorMap"/>
        </xsd:sequence>
    </xsd:complexType>
</xsd:element>
<xsd:element name="ColorMap">
    <xsd:simpleType>
        <xsd:restriction base="xsd:string">
            <xsd:enumeration value="beige"/>
            <xsd:enumeration value="black"/>
            <xsd:enumeration value="blue"/>
            <xsd:enumeration value="brass"/>
            <xsd:enumeration value="bronze"/>
            <xsd:enumeration value="brown"/>
            <xsd:enumeration value="burst"/>
            <xsd:enumeration value="chrome"/>
            <xsd:enumeration value="clear"/>
            <xsd:enumeration value="gold"/>
            <xsd:enumeration value="gray"/>
            <xsd:enumeration value="green"/>
            <xsd:enumeration value="metallic"/>
            <xsd:enumeration value="multi-colored"/>
            <xsd:enumeration value="natural"/>
            <xsd:enumeration value="off-white"/>
            <xsd:enumeration value="orange"/>
            <xsd:enumeration value="pink"/>
            <xsd:enumeration value="purple"/>
            <xsd:enumeration value="red"/>
            <xsd:enumeration value="silver"/>
            <xsd:enumeration value="white"/>
            <xsd:enumeration value="yellow"/>
        </xsd:restriction>
    </xsd:simpleType>
</xsd:element>
<!--

#####
# Denomination Type
#####

-->
<xsd:element name="Denomination">
    <xsd:simpleType>
        <xsd:restriction base="xsd:decimal">
            <xsd:totalDigits value="6"/>
            <xsd:fractionDigits value="2"/>
            <xsd:minInclusive value=".01"/>
            <xsd:maxInclusive value="2500.00"/>
        </xsd:restriction>
    </xsd:simpleType>
</xsd:element>
</xsd:sequence>
</xsd:complexType>
</xsd:element>
<!--
```

Selling on Amazon – Guide to XML

```
</xsd:element>
<!--

#####
# Integer Types
#####

-->
<xsd:simpleType name="PositiveInteger">
  <xsd:restriction base="xsd:positiveInteger">
    <xsd:totalDigits value="12"/>
  </xsd:restriction>
</xsd:simpleType>
<!--

#####
# Percentage Types
#####

-->
<xsd:simpleType name="PercentageType">
  <xsd:restriction base="xsd:decimal">
    <xsd:fractionDigits value="2"/>
    <xsd:minExclusive value="0"/>
    <xsd:maxInclusive value="100"/>
  </xsd:restriction>
</xsd:simpleType>
<xsd:simpleType name="IntegerPercentageType">
  <xsd:restriction base="xsd:positiveInteger">
    <xsd:minInclusive value="1"/>
    <xsd:maxInclusive value="100"/>
  </xsd:restriction>
</xsd:simpleType>
<!--

#####
# Decimal Types
#####

-->
<xsd:simpleType name="Dimension">
  <xsd:restriction base="xsd:decimal">
    <xsd:totalDigits value="12"/>
    <xsd:fractionDigits value="2" fixed="true"/>
  </xsd:restriction>
</xsd:simpleType>
<xsd:simpleType name="PositiveDimension">
  <xsd:restriction base="xsd:decimal">
    <xsd:totalDigits value="12"/>
    <xsd:fractionDigits value="2" fixed="true"/>
    <xsd:minInclusive value="0.00"/>
  </xsd:restriction>
</xsd:simpleType>
<xsd:simpleType name="PositiveNonZeroDimension">
  <xsd:restriction base="xsd:decimal">
    <xsd:totalDigits value="12"/>
    <xsd:fractionDigits value="2" fixed="true"/>
    <xsd:minExclusive value="0.00"/>
  </xsd:restriction>
</xsd:simpleType>
<xsd:simpleType name="FourDecimal">
  <xsd:restriction base="xsd:decimal">
    <xsd:totalDigits value="12"/>
    <xsd:fractionDigits value="4" fixed="true"/>
  </xsd:restriction>
</xsd:simpleType>
<xsd:simpleType name="FourPositiveNonZeroDecimal">
  <xsd:restriction base="xsd:decimal">
    <xsd:totalDigits value="12"/>
    <xsd:fractionDigits value="4" fixed="true"/>
    <xsd:minExclusive value="0.0000"/>
  </xsd:restriction>
</xsd:simpleType>
<!--

#####
# Date Types
#####

-->
```

Selling on Amazon – Guide to XML

```
<xsd:simpleType name="FourDigitYear">
  <xsd:restriction base="xsd:positiveInteger">
    <xsd:totalDigits value="4"/>
  </xsd:restriction>
</xsd:simpleType>
<xsd:simpleType name="FourDigitYearPlusNV">
  <xsd:restriction base="xsd:string">
    <xsd:pattern value="[0-9]{4}|NV|nv"/>
  </xsd:restriction>
</xsd:simpleType>
<!--
#####
# Delivery Channel element
#####
-->
<xsd:element name="DeliveryChannel">
  <xsd:simpleType>
    <xsd:restriction base="xsd:string">
      <xsd:enumeration value="in_store"/>
      <xsd:enumeration value="direct_ship"/>
    </xsd:restriction>
  </xsd:simpleType>
</xsd:element>
<!--

#####
# Dimension Types
#####

-->
<xsd:complexType name="AreaDimension">
  <xsd:simpleContent>
    <xsd:extension base="Dimension">
      <xsd:attribute name="unitOfMeasure" type="AreaUnitOfMeasure" use="required"/>
    </xsd:extension>
  </xsd:simpleContent>
</xsd:complexType>
<xsd:complexType name="BurnTimeDimension">
  <xsd:simpleContent>
    <xsd:extension base="Dimension">
      <xsd:attribute name="unitOfMeasure" type="BurnTimeUnitOfMeasure" use="required"/>
    </xsd:extension>
  </xsd:simpleContent>
</xsd:complexType>
<xsd:complexType name="LengthDimension">
  <xsd:simpleContent>
    <xsd:extension base="Dimension">
      <xsd:attribute name="unitOfMeasure" type="LengthUnitOfMeasure" use="required"/>
    </xsd:extension>
  </xsd:simpleContent>
</xsd:complexType>
<xsd:complexType name="LengthIntegerDimension">
  <xsd:simpleContent>
    <xsd:extension base="xsd:positiveInteger">
      <xsd:attribute name="unitOfMeasure" type="LengthUnitOfMeasure" use="required"/>
    </xsd:extension>
  </xsd:simpleContent>
</xsd:complexType>
<xsd:complexType name="VolumeDimension">
  <xsd:simpleContent>
    <xsd:extension base="Dimension">
      <xsd:attribute name="unitOfMeasure" type="VolumeUnitOfMeasure" use="required"/>
    </xsd:extension>
  </xsd:simpleContent>
</xsd:complexType>
<xsd:complexType name="VolumeIntegerDimension">
  <xsd:simpleContent>
    <xsd:extension base="xsd:positiveInteger">
      <xsd:attribute name="unitOfMeasure" type="VolumeUnitOfMeasure" use="required"/>
    </xsd:extension>
  </xsd:simpleContent>
</xsd:complexType>
<xsd:complexType name="WeightDimension">
  <xsd:simpleContent>
    <xsd:extension base="Dimension">
      <xsd:attribute name="unitOfMeasure" type="WeightUnitOfMeasure" use="required"/>
    </xsd:extension>
  </xsd:simpleContent>
</xsd:complexType>
<xsd:complexType name="WeightIntegerDimension">
```


Selling on Amazon – Guide to XML

```
<xsd:simpleContent>
  <xsd:extension base="xsd:positiveInteger">
    <xsd:attribute name="unitOfMeasure" type="WeightUnitOfMeasure" use="required"/>
  </xsd:extension>
</xsd:simpleContent>
</xsd:complexType>
<xsd:complexType name="JewelryLengthDimension">
  <xsd:simpleContent>
    <xsd:extension base="FourDecimal">
      <xsd:attribute name="unitOfMeasure" type="JewelryLengthUnitOfMeasure" use="required"/>
    </xsd:extension>
  </xsd:simpleContent>
</xsd:complexType>
<xsd:complexType name="JewelryWeightDimension">
  <xsd:simpleContent>
    <xsd:extension base="FourDecimal">
      <xsd:attribute name="unitOfMeasure" type="JewelryWeightUnitOfMeasure" use="required"/>
    </xsd:extension>
  </xsd:simpleContent>
</xsd:complexType>
<xsd:complexType name="PositiveWeightDimension">
  <xsd:simpleContent>
    <xsd:extension base="PositiveDimension">
      <xsd:attribute name="unitOfMeasure" type="WeightUnitOfMeasure" use="required"/>
    </xsd:extension>
  </xsd:simpleContent>
</xsd:complexType>
<xsd:complexType name="PositiveNonZeroWeightDimension">
  <xsd:simpleContent>
    <xsd:extension base="PositiveNonZeroDimension">
      <xsd:attribute name="unitOfMeasure" type="WeightUnitOfMeasure" use="required"/>
    </xsd:extension>
  </xsd:simpleContent>
</xsd:complexType>
<xsd:complexType name="DegreeDimension">
  <xsd:simpleContent>
    <xsd:extension base="Dimension">
      <xsd:attribute name="unitOfMeasure" type="DegreeUnitOfMeasure" use="required"/>
    </xsd:extension>
  </xsd:simpleContent>
</xsd:complexType>
<xsd:complexType name="MemorySizeDimension">
  <xsd:simpleContent>
    <xsd:extension base="Dimension">
      <xsd:attribute name="unitOfMeasure" type="MemorySizeUnitOfMeasure" use="required"/>
    </xsd:extension>
  </xsd:simpleContent>
</xsd:complexType>
<xsd:complexType name="FrequencyDimension">
  <xsd:simpleContent>
    <xsd:extension base="Dimension">
      <xsd:attribute name="unitOfMeasure" type="FrequencyUnitOfMeasure" use="required"/>
    </xsd:extension>
  </xsd:simpleContent>
</xsd:complexType>
<xsd:complexType name="FrequencyIntegerDimension">
  <xsd:simpleContent>
    <xsd:extension base="xsd:positiveInteger">
      <xsd:attribute name="unitOfMeasure" type="FrequencyUnitOfMeasure" use="required"/>
    </xsd:extension>
  </xsd:simpleContent>
</xsd:complexType>
<xsd:complexType name="AmperageDimension">
  <xsd:simpleContent>
    <xsd:extension base="Dimension">
      <xsd:attribute name="unitOfMeasure" type="AmperageUnitOfMeasure" use="required"/>
    </xsd:extension>
  </xsd:simpleContent>
</xsd:complexType>
<xsd:complexType name="ResistanceDimension">
  <xsd:simpleContent>
    <xsd:extension base="Dimension">
      <xsd:attribute name="unitOfMeasure" type="ResistanceUnitOfMeasure" use="required"/>
    </xsd:extension>
  </xsd:simpleContent>
</xsd:complexType>
<xsd:complexType name="TimeDimension">
  <xsd:simpleContent>
    <xsd:extension base="Dimension">
      <xsd:attribute name="unitOfMeasure" type="TimeUnitOfMeasure" use="required"/>
    </xsd:extension>
  </xsd:simpleContent>
</xsd:complexType>
```

Selling on Amazon – Guide to XML

```
</xsd:extension>
</xsd:simpleContent>
</xsd:complexType>
<xsd:complexType name="BatteryLifeDimension">
  <xsd:simpleContent>
    <xsd:extension base="Dimension">
      <xsd:attribute name="unitOfMeasure" type="BatteryAverageLifeUnitOfMeasure" use="required"/>
    </xsd:extension>
  </xsd:simpleContent>
</xsd:complexType>
<xsd:complexType name="TimeIntegerDimension">
  <xsd:simpleContent>
    <xsd:extension base="xsd:positiveInteger">
      <xsd:attribute name="unitOfMeasure" type="TimeUnitOfMeasure" use="required"/>
    </xsd:extension>
  </xsd:simpleContent>
</xsd:complexType>
<xsd:complexType name="DateIntegerDimension">
  <xsd:simpleContent>
    <xsd:extension base="xsd:positiveInteger">
      <xsd:attribute name="unitOfMeasure" type="DateUnitOfMeasure" use="required"/>
    </xsd:extension>
  </xsd:simpleContent>
</xsd:complexType>
<xsd:complexType name="SubscriptionTermDimension">
  <xsd:simpleContent>
    <xsd:extension base="xsd:positiveInteger">
      <xsd:attribute name="unitOfMeasure" type="DateUnitOfMeasure" use="required"/>
    </xsd:extension>
  </xsd:simpleContent>
</xsd:complexType>
<xsd:complexType name="AssemblyTimeDimension">
  <xsd:simpleContent>
    <xsd:extension base="xsd:positiveInteger">
      <xsd:attribute name="unitOfMeasure" type="AssemblyTimeUnitOfMeasure" use="required"/>
    </xsd:extension>
  </xsd:simpleContent>
</xsd:complexType>
<xsd:complexType name="AgeRecommendedDimension">
  <xsd:simpleContent>
    <xsd:extension base="xsd:positiveInteger">
      <xsd:attribute name="unitOfMeasure" type="AgeRecommendedUnitOfMeasure" use="required"/>
    </xsd:extension>
  </xsd:simpleContent>
</xsd:complexType>
<xsd:complexType name="MinimumAgeRecommendedDimension">
  <xsd:simpleContent>
    <xsd:extension base="xsd:nonNegativeInteger">
      <xsd:attribute name="unitOfMeasure" type="AgeRecommendedUnitOfMeasure" use="required"/>
    </xsd:extension>
  </xsd:simpleContent>
</xsd:complexType>
<xsd:complexType name="BatteryPowerIntegerDimension">
  <xsd:simpleContent>
    <xsd:extension base="xsd:positiveInteger">
      <xsd:attribute name="unitOfMeasure" type="BatteryPowerUnitOfMeasure" use="required"/>
    </xsd:extension>
  </xsd:simpleContent>
</xsd:complexType>
<xsd:complexType name="LuminancePositiveIntegerDimension">
  <xsd:simpleContent>
    <xsd:extension base="xsd:positiveInteger">
      <xsd:attribute name="unitOfMeasure" type="LuminanceUnitOfMeasure" use="required"/>
    </xsd:extension>
  </xsd:simpleContent>
</xsd:complexType>
<xsd:complexType name="LuminanceIntegerDimension">
  <xsd:simpleContent>
    <xsd:extension base="xsd:nonNegativeInteger">
      <xsd:attribute name="unitOfMeasure" type="LuminanceUnitOfMeasure" use="required"/>
    </xsd:extension>
  </xsd:simpleContent>
</xsd:complexType>
<xsd:complexType name="LuminanceDimension">
  <xsd:simpleContent>
    <xsd:extension base="Dimension">
      <xsd:attribute name="unitOfMeasure" type="LuminanceUnitOfMeasure" use="required"/>
    </xsd:extension>
  </xsd:simpleContent>
</xsd:complexType>
```

Selling on Amazon – Guide to XML

```
<xsd:complexType name="LuminousIntensityDimension">
  <xsd:simpleContent>
    <xsd:extension base="Dimension">
      <xsd:attribute name="unitOfMeasure" type="LuminousIntensityUnitOfMeasure" use="required"/>
    </xsd:extension>
  </xsd:simpleContent>
</xsd:complexType>
<xsd:complexType name="VoltageDecimalDimension">
  <xsd:simpleContent>
    <xsd:extension base="PositiveDimension">
      <xsd:attribute name="unitOfMeasure" type="VoltageUnitOfMeasure" use="required"/>
    </xsd:extension>
  </xsd:simpleContent>
</xsd:complexType>
<xsd:complexType name="VoltageIntegerDimension">
  <xsd:simpleContent>
    <xsd:extension base="xsd:positiveInteger">
      <xsd:attribute name="unitOfMeasure" type="VoltageUnitOfMeasure" use="required"/>
    </xsd:extension>
  </xsd:simpleContent>
</xsd:complexType>
<xsd:complexType name="WattageIntegerDimension">
  <xsd:simpleContent>
    <xsd:extension base="xsd:positiveInteger">
      <xsd:attribute name="unitOfMeasure" type="WattageUnitOfMeasure" use="required"/>
    </xsd:extension>
  </xsd:simpleContent>
</xsd:complexType>
<xsd:complexType name="WattageDimension">
  <xsd:simpleContent>
    <xsd:extension base="Dimension">
      <xsd:attribute name="unitOfMeasure" type="WattageUnitOfMeasure" use="required"/>
    </xsd:extension>
  </xsd:simpleContent>
</xsd:complexType>
<xsd:complexType name="MillimeterDecimalDimension">
  <xsd:simpleContent>
    <xsd:extension base="PositiveDimension">
      <xsd:attribute name="unitOfMeasure" type="MillimeterUnitOfMeasure" use="required"/>
    </xsd:extension>
  </xsd:simpleContent>
</xsd:complexType>
<xsd:complexType name="TemperatureRatingDimension">
  <xsd:simpleContent>
    <xsd:extension base="Dimension">
      <xsd:attribute name="unitOfMeasure" type="TemperatureRatingUnitOfMeasure" use="required"/>
    </xsd:extension>
  </xsd:simpleContent>
</xsd:complexType>
<xsd:complexType name="ClothingSizeDimension">
  <xsd:simpleContent>
    <xsd:extension base="Dimension">
      <xsd:attribute name="unitOfMeasure" type="ClothingSizeUnitOfMeasure" use="required"/>
    </xsd:extension>
  </xsd:simpleContent>
</xsd:complexType>
<xsd:complexType name="StringLengthOptionalDimension">
  <xsd:simpleContent>
    <xsd:extension base="StringNotNull">
      <xsd:attribute name="unitOfMeasure" type="LengthUnitOfMeasure" use="optional"/>
    </xsd:extension>
  <!-- If using a numeric measurement, please include the units of measurement. -->
  </xsd:simpleContent>
</xsd:complexType>
<!--

#####
# Unit of Measure Types
#####

-->
<xsd:simpleType name="AreaUnitOfMeasure">
  <xsd:restriction base="xsd:string">
    <xsd:enumeration value="square-in"/>
    <xsd:enumeration value="square-ft"/>
    <xsd:enumeration value="square-cm"/>
  </xsd:restriction>
</xsd:simpleType>
<xsd:simpleType name="BurnTimeUnitOfMeasure">
  <xsd:restriction base="xsd:string">
```

Selling on Amazon – Guide to XML

```
<xsd:enumeration value="minutes"/>
<xsd:enumeration value="hours"/>
</xsd:restriction>
</xsd:simpleType>
<xsd:simpleType name="LengthUnitOfMeasure">
  <xsd:restriction base="xsd:string">
    <xsd:enumeration value="MM"/>
    <xsd:enumeration value="CM"/>
    <xsd:enumeration value="M"/>
    <xsd:enumeration value="IN"/>
    <xsd:enumeration value="FT"/>
  </xsd:restriction>
</xsd:simpleType>
<xsd:simpleType name="VolumeUnitOfMeasure">
  <xsd:restriction base="xsd:string">
    <xsd:enumeration value="cubic-cm"/>
    <xsd:enumeration value="cubic-ft"/>
    <xsd:enumeration value="cubic-in"/>
    <xsd:enumeration value="cubic-m"/>
    <xsd:enumeration value="cubic-yd"/>
    <xsd:enumeration value="cup"/>
    <xsd:enumeration value="fluid-oz"/>
    <xsd:enumeration value="gallon"/>
    <xsd:enumeration value="liter"/>
    <xsd:enumeration value="milliliter"/>
    <xsd:enumeration value="ounce"/>
    <xsd:enumeration value="pint"/>
    <xsd:enumeration value="quart"/>
  </xsd:restriction>
</xsd:simpleType>
<xsd:simpleType name="WeightUnitOfMeasure">
  <xsd:restriction base="xsd:string">
    <xsd:enumeration value="GR"/>
    <xsd:enumeration value="KG"/>
    <xsd:enumeration value="OZ"/>
    <xsd:enumeration value="LB"/>
    <xsd:enumeration value="MG"/>
  </xsd:restriction>
</xsd:simpleType>
<xsd:simpleType name="JewelryLengthUnitOfMeasure">
  <xsd:restriction base="xsd:string">
    <xsd:enumeration value="MM"/>
    <xsd:enumeration value="CM"/>
    <xsd:enumeration value="IN"/>
  </xsd:restriction>
</xsd:simpleType>
<xsd:simpleType name="JewelryWeightUnitOfMeasure">
  <xsd:restriction base="xsd:string">
    <xsd:enumeration value="GR"/>
    <xsd:enumeration value="KG"/>
    <xsd:enumeration value="OZ"/>
    <xsd:enumeration value="LB"/>
    <xsd:enumeration value="CARATS"/>
    <xsd:enumeration value="DWT"/>
  </xsd:restriction>
</xsd:simpleType>
<xsd:simpleType name="DegreeUnitOfMeasure">
  <xsd:restriction base="xsd:string">
    <xsd:enumeration value="degrees"/>
  </xsd:restriction>
</xsd:simpleType>
<xsd:simpleType name="MemorySizeUnitOfMeasure">
  <xsd:restriction base="xsd:string">
    <xsd:enumeration value="TB"/>
    <xsd:enumeration value="GB"/>
    <xsd:enumeration value="MB"/>
    <xsd:enumeration value="KB"/>
    <xsd:enumeration value="KO"/>
    <xsd:enumeration value="MO"/>
    <xsd:enumeration value="GO"/>
    <xsd:enumeration value="TO"/>
    <xsd:enumeration value="bytes"/>
  </xsd:restriction>
</xsd:simpleType>
<xsd:simpleType name="FrequencyUnitOfMeasure">
  <xsd:restriction base="xsd:string">
    <xsd:enumeration value="Hz"/>
    <xsd:enumeration value="KHz"/>
    <xsd:enumeration value="MHz"/>
    <xsd:enumeration value="GHz"/>
  </xsd:restriction>
</xsd:simpleType>
```

Selling on Amazon – Guide to XML

```
</xsd:restriction>
</xsd:simpleType>
<xsd:simpleType name="AmperageUnitOfMeasure">
  <xsd:restriction base="xsd:string">
    <xsd:enumeration value="amps"/>
    <xsd:enumeration value="kiloamps"/>
    <xsd:enumeration value="microamps"/>
    <xsd:enumeration value="milliamps"/>
    <xsd:enumeration value="nanoamps"/>
    <xsd:enumeration value="picoamps"/>
  </xsd:restriction>
</xsd:simpleType>
<xsd:simpleType name="TimeUnitOfMeasure">
  <xsd:restriction base="xsd:string">
    <xsd:enumeration value="sec"/>
    <xsd:enumeration value="min"/>
    <xsd:enumeration value="hr"/>
  </xsd:restriction>
</xsd:simpleType>
<xsd:simpleType name="BatteryAverageLifeUnitOfMeasure">
  <xsd:restriction base="xsd:string">
    <xsd:enumeration value="minutes"/>
    <xsd:enumeration value="hours"/>
    <xsd:enumeration value="days"/>
    <xsd:enumeration value="weeks"/>
    <xsd:enumeration value="months"/>
    <xsd:enumeration value="years"/>
  </xsd:restriction>
</xsd:simpleType>
<xsd:simpleType name="DataTransferUnitOfMeasure">
  <xsd:restriction base="xsd:string">
    <xsd:enumeration value="KHz"/>
    <xsd:enumeration value="MHz"/>
    <xsd:enumeration value="GHz"/>
    <xsd:enumeration value="Mbps"/>
    <xsd:enumeration value="Gbps"/>
  </xsd:restriction>
</xsd:simpleType>
<xsd:simpleType name="ResistanceUnitOfMeasure">
  <xsd:restriction base="xsd:string">
    <xsd:enumeration value="ohms"/>
  </xsd:restriction>
</xsd:simpleType>
<xsd:simpleType name="DateUnitOfMeasure">
  <xsd:restriction base="xsd:string">
    <xsd:enumeration value="days"/>
    <xsd:enumeration value="weeks"/>
    <xsd:enumeration value="months"/>
    <xsd:enumeration value="years"/>
  </xsd:restriction>
</xsd:simpleType>
<xsd:simpleType name="AssemblyTimeUnitOfMeasure">
  <xsd:restriction base="xsd:string">
    <xsd:enumeration value="minutes"/>
    <xsd:enumeration value="hours"/>
    <xsd:enumeration value="days"/>
    <xsd:enumeration value="weeks"/>
    <xsd:enumeration value="months"/>
    <xsd:enumeration value="years"/>
  </xsd:restriction>
</xsd:simpleType>
<xsd:simpleType name="AgeRecommendedUnitOfMeasure">
  <xsd:restriction base="xsd:string">
    <xsd:enumeration value="months"/>
    <xsd:enumeration value="years"/>
  </xsd:restriction>
</xsd:simpleType>
<xsd:simpleType name="BatteryPowerUnitOfMeasure">
  <xsd:restriction base="xsd:string">
    <xsd:enumeration value="mAh"/>
  </xsd:restriction>
</xsd:simpleType>
<xsd:simpleType name="LuminanceUnitOfMeasure">
  <xsd:restriction base="xsd:string">
    <xsd:enumeration value="lumens"/>
  </xsd:restriction>
</xsd:simpleType>
<xsd:simpleType name="LuminousIntensityUnitOfMeasure">
  <xsd:restriction base="xsd:string">
    <xsd:enumeration value="candela"/>
  </xsd:restriction>
</xsd:simpleType>
```

Selling on Amazon – Guide to XML

```
</xsd:restriction>
</xsd:simpleType>
<xsd:simpleType name="VoltageUnitOfMeasure">
  <xsd:restriction base="xsd:string">
    <xsd:enumeration value="volts"/>
  </xsd:restriction>
</xsd:simpleType>
<xsd:simpleType name="WattageUnitOfMeasure">
  <xsd:restriction base="xsd:string">
    <xsd:enumeration value="watts"/>
  </xsd:restriction>
</xsd:simpleType>
<xsd:simpleType name="MillimeterUnitOfMeasure">
  <xsd:restriction base="xsd:string">
    <xsd:enumeration value="millimeters"/>
  </xsd:restriction>
</xsd:simpleType>
<xsd:simpleType name="TemperatureRatingUnitOfMeasure">
  <xsd:restriction base="xsd:string">
    <xsd:enumeration value="degrees-celsius"/>
    <xsd:enumeration value="degrees-fahrenheit"/>
    <xsd:enumeration value="kelvin"/>
  </xsd:restriction>
</xsd:simpleType>
<xsd:simpleType name="ClothingSizeUnitOfMeasure">
  <xsd:restriction base="xsd:string">
    <xsd:enumeration value="IN"/>
    <xsd:enumeration value="CM"/>
  </xsd:restriction>
</xsd:simpleType>
<xsd:simpleType name="PowerUnitOfMeasure">
  <xsd:restriction base="xsd:string">
    <xsd:enumeration value="watts"/>
  </xsd:restriction>
</xsd:simpleType>
<!--
#####
# Generic Customer Type
#####
-->
<xsd:complexType name="Customer">
  <xsd:sequence>
    <xsd:element name="Name" type="String" minOccurs="0"/>
    <xsd:element name="FormalTitle" minOccurs="0">
      <xsd:annotation>
        <xsd:documentation>e.g. Mr., Ms., etc.</xsd:documentation>
      </xsd:annotation>
      <xsd:simpleType>
        <xsd:restriction base="xsd:string">
          <xsd:maxLength value="10"/>
        </xsd:restriction>
      </xsd:simpleType>
    </xsd:element>
    <xsd:element name="GivenName" type="String" minOccurs="0">
      <xsd:annotation>
        <xsd:documentation>Usually the customer's first name.</xsd:documentation>
      </xsd:annotation>
    </xsd:element>
    <xsd:element name="FamilyName" type="String" minOccurs="0">
      <xsd:annotation>
        <xsd:documentation>Usually the customer's last name.</xsd:documentation>
      </xsd:annotation>
    </xsd:element>
    <xsd:element name="Email" type="EmailAddressType" minOccurs="0"/>
    <xsd:element name="BirthDate" type="xsd:date" minOccurs="0">
      <xsd:annotation>
        <xsd:documentation>The customer's birth date</xsd:documentation>
      </xsd:annotation>
    </xsd:element>
    <xsd:element name="CustomerAddress" type="AddressType" minOccurs="0" maxOccurs="unbounded"/>
  </xsd:sequence>
</xsd:complexType>
<!--
#####
# Name - value pair
#####
-->
<xsd:complexType name="NameValuePair">
```

Selling on Amazon – Guide to XML

```
<xsd:sequence>
  <xsd:element name="Name" type="StringNotNull"/>
  <xsd:element name="Value" type="LongString"/>
</xsd:sequence>
</xsd:complexType>
<xsd:simpleType name="LanguageStringType">
  <xsd:restriction base="xsd:string">
    <xsd:enumeration value="Abkhazian"/>
    <xsd:enumeration value="Aдыgeи"/>
    <xsd:enumeration value="Afar"/>
    <xsd:enumeration value="Afrikaans"/>
    <xsd:enumeration value="Albanian"/>
    <xsd:enumeration value="Alsatian"/>
    <xsd:enumeration value="Amharic"/>
    <xsd:enumeration value="Arabic"/>
    <xsd:enumeration value="Aramaic"/>
    <xsd:enumeration value="Armenian"/>
    <xsd:enumeration value="Assamese"/>
    <xsd:enumeration value="Aymara"/>
    <xsd:enumeration value="Azerbaijani"/>
    <xsd:enumeration value="Bambara"/>
    <xsd:enumeration value="Bashkir"/>
    <xsd:enumeration value="Basque"/>
    <xsd:enumeration value="Bengali"/>
    <xsd:enumeration value="Berber"/>
    <xsd:enumeration value="Bhutanian"/>
    <xsd:enumeration value="Bihari"/>
    <xsd:enumeration value="Bislama"/>
    <xsd:enumeration value="Breton"/>
    <xsd:enumeration value="Bulgarian"/>
    <xsd:enumeration value="Burmese"/>
    <xsd:enumeration value="Buryat"/>
    <xsd:enumeration value="Byelorussian"/>
    <xsd:enumeration value="CantoneseChinese"/>
    <xsd:enumeration value="Castilian"/>
    <xsd:enumeration value="Catalan"/>
    <xsd:enumeration value="Cayuga"/>
    <xsd:enumeration value="Cheyenne"/>
    <xsd:enumeration value="Chinese"/>
    <xsd:enumeration value="ClassicalNewari"/>
    <xsd:enumeration value="Cornish"/>
    <xsd:enumeration value="Corsican"/>
    <xsd:enumeration value="Creole"/>
    <xsd:enumeration value="CrimeanTatar"/>
    <xsd:enumeration value="Croatian"/>
    <xsd:enumeration value="Czech"/>
    <xsd:enumeration value="Danish"/>
    <xsd:enumeration value="Dargwa"/>
    <xsd:enumeration value="Dutch"/>
    <xsd:enumeration value="English"/>
    <xsd:enumeration value="Esperanto"/>
    <xsd:enumeration value="Estonian"/>
    <xsd:enumeration value="Faroese"/>
    <xsd:enumeration value="Farsi"/>
    <xsd:enumeration value="Fiji"/>
    <xsd:enumeration value="Filipino"/>
    <xsd:enumeration value="Finnish"/>
    <xsd:enumeration value="Flemish"/>
    <xsd:enumeration value="French"/>
    <xsd:enumeration value="FrenchCanadian"/>
    <xsd:enumeration value="Frisian"/>
    <xsd:enumeration value="Galician"/>
    <xsd:enumeration value="Georgian"/>
    <xsd:enumeration value="German"/>
    <xsd:enumeration value="Gibberish"/>
    <xsd:enumeration value="Greek"/>
    <xsd:enumeration value="Greenlandic"/>
    <xsd:enumeration value="Guarani"/>
    <xsd:enumeration value="Gujarati"/>
    <xsd:enumeration value="Gullah"/>
    <xsd:enumeration value="Hausa"/>
    <xsd:enumeration value="Hawaiian"/>
    <xsd:enumeration value="Hebrew"/>
    <xsd:enumeration value="Hindi"/>
    <xsd:enumeration value="Hmong"/>
    <xsd:enumeration value="Hungarian"/>
    <xsd:enumeration value="Icelandic"/>
    <xsd:enumeration value="IndoEuropean"/>
    <xsd:enumeration value="Indonesian"/>
    <xsd:enumeration value="Ingush"/>
  </xsd:restriction>
</xsd:simpleType>
```

Selling on Amazon – Guide to XML

```
<xsd:enumeration value="Interlingua"/>
<xsd:enumeration value="Interlingue"/>
<xsd:enumeration value="Inuktitun"/>
<xsd:enumeration value="Inuktitut"/>
<xsd:enumeration value="Inupiak"/>
<xsd:enumeration value="Inupiaq"/>
<xsd:enumeration value="Irish"/>
<xsd:enumeration value="Italian"/>
<xsd:enumeration value="Japanese"/>
<xsd:enumeration value="Javanese"/>
<xsd:enumeration value="Kalaallisut"/>
<xsd:enumeration value="Kalmyk"/>
<xsd:enumeration value="Kannada"/>
<xsd:enumeration value="KarachayBalkar"/>
<xsd:enumeration value="Kashmiri"/>
<xsd:enumeration value="Kashubian"/>
<xsd:enumeration value="Kazakh"/>
<xsd:enumeration value="Khmer"/>
<xsd:enumeration value="Kinyarwanda"/>
<xsd:enumeration value="Kirghiz"/>
<xsd:enumeration value="Kirundi"/>
<xsd:enumeration value="Klingon"/>
<xsd:enumeration value="Korean"/>
<xsd:enumeration value="Kurdish"/>
<xsd:enumeration value="Ladino"/>
<xsd:enumeration value="Lao"/>
<xsd:enumeration value="Lapp"/>
<xsd:enumeration value="Latin"/>
<xsd:enumeration value="Latvian"/>
<xsd:enumeration value="Lingala"/>
<xsd:enumeration value="Lithuanian"/>
<xsd:enumeration value="Lojban"/>
<xsd:enumeration value="LowerSorbian"/>
<xsd:enumeration value="Macedonian"/>
<xsd:enumeration value="Malagasy"/>
<xsd:enumeration value="Malay"/>
<xsd:enumeration value="Malayalam"/>
<xsd:enumeration value="Maltese"/>
<xsd:enumeration value="MandarinChinese"/>
<xsd:enumeration value="Maori"/>
<xsd:enumeration value="Marathi"/>
<xsd:enumeration value="Mende"/>
<xsd:enumeration value="MiddleEnglish"/>
<xsd:enumeration value="Mirandese"/>
<xsd:enumeration value="Moksha"/>
<xsd:enumeration value="Moldavian"/>
<xsd:enumeration value="Mongo"/>
<xsd:enumeration value="Mongolian"/>
<xsd:enumeration value="Multilingual"/>
<xsd:enumeration value="Nauru"/>
<xsd:enumeration value="Navaho"/>
<xsd:enumeration value="Nepali"/>
<xsd:enumeration value="Nogai"/>
<xsd:enumeration value="Norwegian"/>
<xsd:enumeration value="Occitan"/>
<xsd:enumeration value="OldEnglish"/>
<xsd:enumeration value="Oriya"/>
<xsd:enumeration value="Oromo"/>
<xsd:enumeration value="Pashto"/>
<xsd:enumeration value="Persian"/>
<xsd:enumeration value="PigLatin"/>
<xsd:enumeration value="Polish"/>
<xsd:enumeration value="Portuguese"/>
<xsd:enumeration value="Punjabi"/>
<xsd:enumeration value="Quechua"/>
<xsd:enumeration value="Romance"/>
<xsd:enumeration value="Romanian"/>
<xsd:enumeration value="Romany"/>
<xsd:enumeration value="Russian"/>
<xsd:enumeration value="Samaritan"/>
<xsd:enumeration value="Samoan"/>
<xsd:enumeration value="Sangho"/>
<xsd:enumeration value="Sanskrit"/>
<xsd:enumeration value="Serbian"/>
<xsd:enumeration value="Serbo-Croatian"/>
<xsd:enumeration value="Sesotho"/>
<xsd:enumeration value="Setswana"/>
<xsd:enumeration value="Shona"/>
<xsd:enumeration value="SichuanYi"/>
<xsd:enumeration value="Sicilian"/>
```


Selling on Amazon – Guide to XML

```
<xsd:enumeration value="SignLanguage"/>
<xsd:enumeration value="Sindhi"/>
<xsd:enumeration value="Sinhalese"/>
<xsd:enumeration value="Siswati"/>
<xsd:enumeration value="Slavic"/>
<xsd:enumeration value="Slovak"/>
<xsd:enumeration value="Slovakian"/>
<xsd:enumeration value="Slovene"/>
<xsd:enumeration value="Somali"/>
<xsd:enumeration value="Spanish"/>
<xsd:enumeration value="Sumerian"/>
<xsd:enumeration value="Sundanese"/>
<xsd:enumeration value="Swahili"/>
<xsd:enumeration value="Swedish"/>
<xsd:enumeration value="SwissGerman"/>
<xsd:enumeration value="Syriac"/>
<xsd:enumeration value="Tagalog"/>
<xsd:enumeration value="TaiwaneseChinese"/>
<xsd:enumeration value="Tajik"/>
<xsd:enumeration value="Tamil"/>
<xsd:enumeration value="Tatar"/>
<xsd:enumeration value="Telugu"/>
<xsd:enumeration value="Thai"/>
<xsd:enumeration value="Tibetan"/>
<xsd:enumeration value="Tigrinya"/>
<xsd:enumeration value="Tonga"/>
<xsd:enumeration value="Tsonga"/>
<xsd:enumeration value="Turkish"/>
<xsd:enumeration value="Turkmen"/>
<xsd:enumeration value="Twi"/>
<xsd:enumeration value="Udmurt"/>
<xsd:enumeration value="Uighur"/>
<xsd:enumeration value="Ukrainian"/>
<xsd:enumeration value="Ukranian"/>
<xsd:enumeration value="Unknown"/>
<xsd:enumeration value="Urdu"/>
<xsd:enumeration value="Uzbek"/>
<xsd:enumeration value="Vietnamese"/>
<xsd:enumeration value="Volapuk"/>
<xsd:enumeration value="Welsh"/>
<xsd:enumeration value="Wolof"/>
<xsd:enumeration value="Xhosa"/>
<xsd:enumeration value="Yiddish"/>
<xsd:enumeration value="Yoruba"/>
<xsd:enumeration value="Zhuang"/>
<xsd:enumeration value="Zulu"/>
</xsd:restriction>
</xsd:simpleType>
<xsd:simpleType name="LanguageSWVG">
  <xsd:restriction base="xsd:string">
    <xsd:enumeration value="adygei"/>
    <xsd:enumeration value="afrikaans"/>
    <xsd:enumeration value="albanian"/>
    <xsd:enumeration value="alsatian"/>
    <xsd:enumeration value="amharic"/>
    <xsd:enumeration value="arabic"/>
    <xsd:enumeration value="armenian"/>
    <xsd:enumeration value="assamese"/>
    <xsd:enumeration value="bambara"/>
    <xsd:enumeration value="basque"/>
    <xsd:enumeration value="bengali"/>
    <xsd:enumeration value="berber"/>
    <xsd:enumeration value="breton"/>
    <xsd:enumeration value="bulgarian"/>
    <xsd:enumeration value="buryat"/>
    <xsd:enumeration value="cantonese_chinese"/>
    <xsd:enumeration value="castillian"/>
    <xsd:enumeration value="catalan"/>
    <xsd:enumeration value="cayuga"/>
    <xsd:enumeration value="cheyenne"/>
    <xsd:enumeration value="chinese"/>
    <xsd:enumeration value="classical_newari"/>
    <xsd:enumeration value="cornish"/>
    <xsd:enumeration value="corsican"/>
    <xsd:enumeration value="creole"/>
    <xsd:enumeration value="crimean_tatar"/>
    <xsd:enumeration value="croatian"/>
    <xsd:enumeration value="czech"/>
    <xsd:enumeration value="danish"/>
    <xsd:enumeration value="dargwa"/>
```

Selling on Amazon – Guide to XML

```
<xsd:enumeration value="dutch"/>
<xsd:enumeration value="english"/>
<xsd:enumeration value="esperanto"/>
<xsd:enumeration value="estonian"/>
<xsd:enumeration value="farsi"/>
<xsd:enumeration value="filipino"/>
<xsd:enumeration value="finnish"/>
<xsd:enumeration value="flemish"/>
<xsd:enumeration value="french"/>
<xsd:enumeration value="french_canadian"/>
<xsd:enumeration value="georgian"/>
<xsd:enumeration value="german"/>
<xsd:enumeration value="gibberish"/>
<xsd:enumeration value="greek"/>
<xsd:enumeration value="gujarati"/>
<xsd:enumeration value="gullah"/>
<xsd:enumeration value="hausa"/>
<xsd:enumeration value="hawaiian"/>
<xsd:enumeration value="hebrew"/>
<xsd:enumeration value="hindi"/>
<xsd:enumeration value="hmong"/>
<xsd:enumeration value="hungarian"/>
<xsd:enumeration value="icelandic"/>
<xsd:enumeration value="indo_european"/>
<xsd:enumeration value="indonesian"/>
<xsd:enumeration value="ingush"/>
<xsd:enumeration value="inuktitun"/>
<xsd:enumeration value="inuktitut"/>
<xsd:enumeration value="inupiaq"/>
<xsd:enumeration value="irish"/>
<xsd:enumeration value="italian"/>
<xsd:enumeration value="japanese"/>
<xsd:enumeration value="kalaallisut"/>
<xsd:enumeration value="kalmyk"/>
<xsd:enumeration value="karachay_balkar"/>
<xsd:enumeration value="kashubian"/>
<xsd:enumeration value="kazakh"/>
<xsd:enumeration value="khmer"/>
<xsd:enumeration value="klingon"/>
<xsd:enumeration value="korean"/>
<xsd:enumeration value="kurdish"/>
<xsd:enumeration value="ladino"/>
<xsd:enumeration value="lao"/>
<xsd:enumeration value="lapp"/>
<xsd:enumeration value="latin"/>
<xsd:enumeration value="lithuanian"/>
<xsd:enumeration value="lojban"/>
<xsd:enumeration value="lower_sorbian"/>
<xsd:enumeration value="macedonian"/>
<xsd:enumeration value="malagasy"/>
<xsd:enumeration value="malay"/>
<xsd:enumeration value="malayalam"/>
<xsd:enumeration value="maltese"/>
<xsd:enumeration value="mandarin_chinese"/>
<xsd:enumeration value="maori"/>
<xsd:enumeration value="mende"/>
<xsd:enumeration value="middle_english"/>
<xsd:enumeration value="mirandese"/>
<xsd:enumeration value="moksha"/>
<xsd:enumeration value="mongo"/>
<xsd:enumeration value="mongolian"/>
<xsd:enumeration value="multilingual"/>
<xsd:enumeration value="navaho"/>
<xsd:enumeration value="nogai"/>
<xsd:enumeration value="norwegian"/>
<xsd:enumeration value="old_english"/>
<xsd:enumeration value="persian"/>
<xsd:enumeration value="pig_latin"/>
<xsd:enumeration value="polish"/>
<xsd:enumeration value="portuguese"/>
<xsd:enumeration value="romance"/>
<xsd:enumeration value="romanian"/>
<xsd:enumeration value="romany"/>
<xsd:enumeration value="russian"/>
<xsd:enumeration value="samaritan"/>
<xsd:enumeration value="sanskrit"/>
<xsd:enumeration value="serbian"/>
<xsd:enumeration value="serbo-croatian"/>
<xsd:enumeration value="sichuan_yi"/>
<xsd:enumeration value="sicilian"/>
```

Selling on Amazon – Guide to XML

```
<xsd:enumeration value="sign_language"/>
<xsd:enumeration value="slavic"/>
<xsd:enumeration value="slovak"/>
<xsd:enumeration value="slovene"/>
<xsd:enumeration value="somali"/>
<xsd:enumeration value="spanish"/>
<xsd:enumeration value="sumerian"/>
<xsd:enumeration value="swahili"/>
<xsd:enumeration value="swedish"/>
<xsd:enumeration value="swiss_german"/>
<xsd:enumeration value="tagalog"/>
<xsd:enumeration value="taiwanese_chinese"/>
<xsd:enumeration value="tamil"/>
<xsd:enumeration value="thai"/>
<xsd:enumeration value="tibetan"/>
<xsd:enumeration value="turkish"/>
<xsd:enumeration value="udmurt"/>
<xsd:enumeration value="ukrainian"/>
<xsd:enumeration value="unknown"/>
<xsd:enumeration value="urdu"/>
<xsd:enumeration value="vietnamese"/>
<xsd:enumeration value="welsh"/>
<xsd:enumeration value="wolof"/>
<xsd:enumeration value="xhosa"/>
<xsd:enumeration value="yiddish"/>
<xsd:enumeration value="zulu"/>
</xsd:restriction>
</xsd:simpleType>
<xsd:simpleType name="MusicFormatType">
  <xsd:restriction base="xsd:string">
    <xsd:enumeration value="authorized_bootleg"/>
    <xsd:enumeration value="bsides"/>
    <xsd:enumeration value="best_of"/>
    <xsd:enumeration value="box_set"/>
    <xsd:enumeration value="original_recording"/>
    <xsd:enumeration value="reissued"/>
    <xsd:enumeration value="remastered"/>
    <xsd:enumeration value="soundtrack"/>
    <xsd:enumeration value="special_edition"/>
    <xsd:enumeration value="special_limited_edition"/>
    <xsd:enumeration value="cast_recording"/>
    <xsd:enumeration value="compilation"/>
    <xsd:enumeration value="deluxe_edition"/>
    <xsd:enumeration value="digital_sound"/>
    <xsd:enumeration value="double_lp"/>
    <xsd:enumeration value="explicit_lyrics"/>
    <xsd:enumeration value="hi-fidelity"/>
    <xsd:enumeration value="import"/>
    <xsd:enumeration value="limited_collectors_edition"/>
    <xsd:enumeration value="limited_edition"/>
    <xsd:enumeration value="remixes"/>
    <xsd:enumeration value="live"/>
    <xsd:enumeration value="extra_tracks"/>
    <xsd:enumeration value="cutout"/>
    <xsd:enumeration value="cd_and_dvd"/>
    <xsd:enumeration value="dual_disc"/>
    <xsd:enumeration value="hybrid_sacd"/>
    <xsd:enumeration value="sacd"/>
    <xsd:enumeration value="minidisc"/>
    <xsd:enumeration value="uk_import"/>
    <xsd:enumeration value="us_import"/>
    <xsd:enumeration value="jp_import"/>
    <xsd:enumeration value="copy_protected_cd"/>
    <xsd:enumeration value="double_lp"/>
    <xsd:enumeration value="soundtrack"/>
    <xsd:enumeration value="cd-single"/>
    <xsd:enumeration value="remastered"/>
    <xsd:enumeration value="box_set"/>
    <xsd:enumeration value="double_cd"/>
    <xsd:enumeration value="karaoke"/>
    <xsd:enumeration value="limited_edition"/>
    <xsd:enumeration value="maxi_single"/>
    <xsd:enumeration value="mp3_audio"/>
  </xsd:restriction>
</xsd:simpleType>
<xsd:simpleType name="CountryOfOriginType">
  <xsd:restriction base="xsd:string">
    <xsd:pattern value="[a-zA-Z][a-zA-Z]unknown"/>
  </xsd:restriction>
</xsd:simpleType>
```

Selling on Amazon – Guide to XML

```
<xsd:simpleType name="AudioEncodingType">
  <xsd:restriction base="xsd:string">
    <xsd:enumeration value="5_1_disney_enhanced_home_theater_mix"/>
    <xsd:enumeration value="7_1_disney_enhanced_home_theater_mix"/>
    <xsd:enumeration value="analog"/>
    <xsd:enumeration value="digital_atrac"/>
    <xsd:enumeration value="dolby_digital_1.0"/>
    <xsd:enumeration value="dolby_digital_2.0"/>
    <xsd:enumeration value="dolby_digital_2.0_mono"/>
    <xsd:enumeration value="dolby_digital_2.0_stereo"/>
    <xsd:enumeration value="dolby_digital_2.0_surround"/>
    <xsd:enumeration value="dolby_digital_2.1"/>
    <xsd:enumeration value="dolby_digital_3.0"/>
    <xsd:enumeration value="dolby_digital_4.0"/>
    <xsd:enumeration value="dolby_digital_4.1"/>
    <xsd:enumeration value="dolby_digital_5.0"/>
    <xsd:enumeration value="dolby_digital_5.1"/>
    <xsd:enumeration value="dolby_digital_5.1_es"/>
    <xsd:enumeration value="dolby_digital_5.1_ex"/>
    <xsd:enumeration value="dolby_digital_6.1_es"/>
    <xsd:enumeration value="dolby_digital_6.1_ex"/>
    <xsd:enumeration value="dolby_digital_ex"/>
    <xsd:enumeration value="dolby_digital_live"/>
    <xsd:enumeration value="dolby_digital_plus"/>
    <xsd:enumeration value="dolby_digital_plus_2.0"/>
    <xsd:enumeration value="dolby_digital_plus_5.1"/>
    <xsd:enumeration value="dolby_stereo_analog"/>
    <xsd:enumeration value="dolby_surround"/>
    <xsd:enumeration value="dolby_truehd"/>
    <xsd:enumeration value="dolby_truehd_5.1"/>
    <xsd:enumeration value="dts_5.0"/>
    <xsd:enumeration value="dts_5.1"/>
    <xsd:enumeration value="dts_6.1"/>
    <xsd:enumeration value="dts_6.1_es"/>
    <xsd:enumeration value="dts_6.1_es"/>
    <xsd:enumeration value="dts_es"/>
    <xsd:enumeration value="dts_hd_high_res_audio"/>
    <xsd:enumeration value="dts_interactive"/>
    <xsd:enumeration value="hi_res_96_24_digital_surround"/>
    <xsd:enumeration value="mlp_lossless"/>
    <xsd:enumeration value="mono"/>
    <xsd:enumeration value="mpeg_1_2.0"/>
    <xsd:enumeration value="mpeg_2_5.1"/>
    <xsd:enumeration value="pcm"/>
    <xsd:enumeration value="pcm_24bit_96khz"/>
    <xsd:enumeration value="pcm_mono"/>
    <xsd:enumeration value="pcm_stereo"/>
    <xsd:enumeration value="pcm_surround"/>
    <xsd:enumeration value="quadraphonic"/>
    <xsd:enumeration value="stereo"/>
    <xsd:enumeration value="surround"/>
    <xsd:enumeration value="thx_surround_ex"/>
    <xsd:enumeration value="unknown_audio_encoding"/>
  </xsd:restriction>
</xsd:simpleType>
<!--
#####
# CE and CameraPhoto type definitions
#####
-->
<xsd:simpleType name="ZoomUnitOfMeasure">
  <xsd:restriction base="xsd:string">
    <xsd:enumeration value="x"/>
  </xsd:restriction>
</xsd:simpleType>
<xsd:complexType name="ZoomDimension">
  <xsd:simpleContent>
    <xsd:extension base="xsd:positiveInteger">
      <xsd:attribute name="unitOfMeasure" type="ZoomUnitOfMeasure" use="required"/>
    </xsd:extension>
  </xsd:simpleContent>
</xsd:complexType>
<xsd:simpleType name="PixelUnitOfMeasure">
  <xsd:restriction base="xsd:string">
    <xsd:enumeration value="pixels"/>
    <xsd:enumeration value="MP"/>
  </xsd:restriction>
</xsd:simpleType>
<xsd:complexType name="PixelDimension">
  <xsd:simpleContent>
```

Selling on Amazon – Guide to XML

```
<xsd:extension base="Dimension">
  <xsd:attribute name="unitOfMeasure" type="PixelUnitOfMeasure" use="required"/>
</xsd:extension>
</xsd:simpleContent>
</xsd:complexType>
<xsd:simpleType name="PressureUnitOfMeasure">
  <xsd:restriction base="xsd:string">
    <xsd:enumeration value="bars"/>
  </xsd:restriction>
</xsd:simpleType>
<xsd:complexType name="PressureDimension">
  <xsd:simpleContent>
    <xsd:extension base="Dimension">
      <xsd:attribute name="unitOfMeasure" type="PressureUnitOfMeasure" use="required"/>
    </xsd:extension>
  </xsd:simpleContent>
</xsd:complexType>
<xsd:simpleType name="OpticalPowerUnitOfMeasure">
  <xsd:restriction base="xsd:string">
    <xsd:enumeration value="diopters"/>
  </xsd:restriction>
</xsd:simpleType>
<xsd:complexType name="OpticalPowerDimension">
  <xsd:simpleContent>
    <xsd:extension base="Dimension">
      <xsd:attribute name="unitOfMeasure" type="OpticalPowerUnitOfMeasure" use="required"/>
    </xsd:extension>
  </xsd:simpleContent>
</xsd:complexType>
<xsd:simpleType name="StoneCreationMethod">
  <xsd:restriction base="xsd:string">
    <xsd:enumeration value="natural"/>
    <xsd:enumeration value="simulated"/>
    <xsd:enumeration value="synthetic"/>
  </xsd:restriction>
</xsd:simpleType>
<xsd:simpleType name="AspectRatio">
  <xsd:restriction base="xsd:string">
    <xsd:enumeration value="1.33:1"/>
    <xsd:enumeration value="1.66:1"/>
    <xsd:enumeration value="1.78:1"/>
  </xsd:restriction>
</xsd:simpleType>
<!--
#####
##### Loyalty Custom Attribute #####
#####
-->
<xsd:complexType name="LoyaltyCustomAttribute">
  <xsd:simpleContent>
    <xsd:extension base="String">
      <xsd:attribute name="attributeName" type="String"/>
    </xsd:extension>
  </xsd:simpleContent>
</xsd:complexType>
</xsd:schema>
```

3. Manage Listings with XML

Catalog (Product) Schemas

To develop XML feeds that Amazon can process it is important to use the schema files (XSDs) from Seller Central Help. The schema files outline the format that each feed submitted to Amazon and each report Amazon produces must adhere to. This section provides definitions and the corresponding XSDs for product-related feeds and reports.

Create Products - Product Feed Schema




Description

The Product feed contains descriptive information about the products in your catalog. This information allows Amazon to build a record and assign a unique identifier known as an ASIN (Amazon Standard Item Number) to each product. This feed is always the first step in submitting products to Amazon because it establishes the mapping between the seller's unique identifier (SKU) and Amazon's unique identifier (ASIN).


Note:

The Product feed is the first step in setting up your products on Amazon. All subsequent catalog feeds are dependent upon the success of this feed.

 **US only**

If you list products in the Industrial and Scientific category (available to pre-approved US merchant accounts only), instead of the Product feed schema, use the Item feed schema:

http://g-ecx.images-Ama-zon/images/G/01/rainier/help/xsd/release_1_9/Item.xsd.

 **EU only**







EU sellers can submit feeds to support multiple EU marketplaces where they have registered using a single, unified seller account.

Refer to the MWS documentation for additional details.




Dictionary

Element	Description
SKU	Used to identify an individual product. Each product must have a SKU, and each SKU must be unique.

Selling on Amazon – Guide to XML

StandardProductID	A standard, unique identifier for a product, consisting of a type (ISBN, UPC, or EAN) and a value that conforms to the appropriate format for the type specified. This is a required field if Type is provided for StandardProductID in the base XSD.
ProductTaxCode	Amazon's standard code to identify the tax properties for a product. The tax code is first identified in the product feed and passed to the order reports once the item is ordered.  Not used in Canada, Europe, or Japan.
LaunchDate	Controls when the product appears in search and browse on the Amazon website
ReleaseDate	The date a product is released for sale
Condition	The condition of the item (condition types can be found in the base XSD)
Rebate	Defined by RebateType in the base XSD. Not used in Europe or Japan.
ItemPackageQuantity	Number of the same product contained within one package. For example, if you are selling a case of 10 packages of socks, ItemPackageQuantity would be 10.
NumberOfItems	Number of discrete items included in the product you are offering for sale, such that each item is not packaged for individual sale. For example, if you are selling a case of 10 packages of socks, and each package contains 3 pairs of socks, NumberOfItems would be 30.
DescriptionData	<p>Contains information used to create the product on Amazon, broken into the following components:</p> <p>Title - Short description of the product Brand - Brand of the product Designer - Designer of the product Description - Long description of the product BulletPoint - Brief descriptions of the product's features ItemDimensions - Calculated dimensions of the product PackageDimensions - Calculated dimensions of the package PackageWeight - Weight of the package ShippingWeight - Weight of the product when packaged to ship MerchantCatalogNumber - Seller's catalog number for the product, if different from the SKU MSRP - Manufacturer's suggested retail price for the product MaxOrderQuantity - Maximum quantity of the product that a customer can order SerialNumberRequired - Indicates whether the product must have a serial number Prop65 - Used if the product is subject to prop 65 regulations in California.  Not used in Canada, Europe, or Japan. LegalDisclaimer - Any legal disclaimer needed with the product Manufacturer - Maker of the product MfrPartNumber - Part number provided by the original manufacturer SearchTerms - Terms you submit that give product search results when customers search using the terms PlatinumKeywords - Values used to map products to nodes in a custom browse structure RecommendedBrowseNode - Value used to classify an item (for example, Shoes > Men's Shoes > Soccer Shoes).    Mandatory for Canada, Europe, and Japan; not used in the US. Refer to the Seller Central Help pages for more information about Amazon's Browse Tree Guide (BTG) documents. Memorabilia - Used if the product is a memorabilia item Autographed - Used if the product is an autographed item UsedFor - What the product is used for (affects the product's placement in the Amazon browse structure).  Not used in Canada, Europe, or Japan. ItemType - Pre-defined value that specifies where the product should appear within the Amazon browse structure OtherItemAttributes - Used to further classify the product within the Amazon browse structure TargetAudience - Used to further classify the product within the Amazon browse structure SubjectContent - Used to relate the product to a specific idea or concept for merchandising IsGiftWrapAvailable - Indicates whether gift wrapping is available for the product IsGiftMessageAvailable - Indicates whether gift messaging is available for the product IsDiscontinuedByManufacturer - Indicates that the manufacturer has stopped making the item</p>

Selling on Amazon – Guide to XML

	<p>MaxAggregateShipQuantity - The maximum number of the same item that can be shipped in the same package</p> <p>TSDAgeWarning – product age warning (EU Toys Safety Directive 2009/48/EC) </p> <p>TSDWarning – product warning code (EU Toys Safety Directive 2009/48/EC) </p> <p>TSDLanguage – product warning language (EU Toys Safety Directive 2009/48/EC) </p>
ProductData	<p>Section containing category-specific information such as variations. Reference one or more of the following XSDs to complete the ProductData section (only one category can be used for a given item).</p> <p>AutoAccessory Baby Beauty CameraPhoto CE Clothing ClothingAccessories FoodAndBeverages Gourmet Health Home HomeImprovement Jewelry Lighting Miscellaneous MusicalInstruments Office PetSupplies SoftwareVideoGames Sports TiresAndWheels Tools Toys & Games Wireless LargeAppliances</p> <p>Keep in mind that some of these product categories might not be available for merchants on some Amazon websites. If a product category is available to merchants on a particular Amazon website, then the XSD files for that category are valid for that Amazon website as well.</p>

XSD

https://images-na.ssl-images-amazon.com/images/G/01/rainier/help/xsd/release_1_9/Product.xsd

```
<?xml version="1.0"?>
<!-- edited with XMLSpy v2010 rel. 2 (http://www.altova.com) by sunil sachdev (amazon.com) -->
<!-- Revision="$Revision: #12 $" -->
<xsd:schema xmlns:xsd="http://www.w3.org/2001/XMLSchema" elementFormDefault="qualified">
  <!--
    $Date: 2007/10/31 $

    AMAZON.COM CONFIDENTIAL. This document and the information contained in it are
    confidential and proprietary information of Amazon.com and may not be reproduced,
    distributed or used, in whole or in part, for any purpose other than as necessary
    to list products for sale on the www.amazon.com web site pursuant to an agreement
    with Amazon.com.
  -->
  <xsd:include schemaLocation="amzn-base.xsd"/>
  <xsd:include schemaLocation="ClothingAccessories.xsd"/>
  <xsd:include schemaLocation="ProductClothing.xsd"/>
  <xsd:include schemaLocation="Miscellaneous.xsd"/>
  <xsd:include schemaLocation="CameraPhoto.xsd"/>
  <xsd:include schemaLocation="Home.xsd"/>
  <xsd:include schemaLocation="Sports.xsd"/>
  <xsd:include schemaLocation="HomeImprovement.xsd"/>
  <xsd:include schemaLocation="Tools.xsd"/>
  <xsd:include schemaLocation="FoodAndBeverages.xsd"/>
  <xsd:include schemaLocation="Gourmet.xsd"/>
  <xsd:include schemaLocation="Jewelry.xsd"/>
```


Selling on Amazon – Guide to XML

```
<xsd:include schemaLocation="Health.xsd"/>
<xsd:include schemaLocation="CE.xsd"/>
<xsd:include schemaLocation="Computers.xsd"/>
<xsd:include schemaLocation="SWVG.xsd"/>
<xsd:include schemaLocation="Wireless.xsd"/>
<xsd:include schemaLocation="Beauty.xsd"/>
<xsd:include schemaLocation="Office.xsd"/>
<xsd:include schemaLocation="MusicalInstruments.xsd"/>
<xsd:include schemaLocation="AutoAccessory.xsd"/>
<xsd:include schemaLocation="PetSupplies.xsd"/>
<xsd:include schemaLocation="ToysBaby.xsd"/>
<xsd:include schemaLocation="TiresAndWheels.xsd"/>
<xsd:include schemaLocation="Music.xsd"/>
<xsd:include schemaLocation="Video.xsd"/>
<xsd:include schemaLocation="Lighting.xsd"/>
<xsd:include schemaLocation="LargeAppliances.xsd"/>
<!--
  Please read the corresponding documentation that contains the recommended values for UsedFor, ItemType,
  OtherItemAttributes, TargetAudience, and SubjectContent.
-->
<xsd:element name="Product">
  <xsd:complexType>
    <xsd:sequence>
      <xsd:element ref="SKU"/>
      <xsd:element ref="StandardProductID" minOccurs="0"/>
      <xsd:element ref="ProductTaxCode" minOccurs="0"/>
      <xsd:element name="LaunchDate" type="xsd:dateTime" minOccurs="0"/>
      <xsd:element name="DiscontinueDate" type="xsd:dateTime" minOccurs="0"/>
      <xsd:element name="ReleaseDate" type="xsd:dateTime" minOccurs="0"/>
      <xsd:element name="ExternalProductUrl" type="xsd:anyURI" minOccurs="0"/>
      <xsd:element name="OffAmazonChannel" minOccurs="0">
        <xsd:simpleType>
          <xsd:restriction base="xsd:string">
            <xsd:enumeration value="advertise"/>
            <xsd:enumeration value="exclude"/>
          </xsd:restriction>
        </xsd:simpleType>
      </xsd:element>
      <xsd:element name="OnAmazonChannel" minOccurs="0">
        <xsd:simpleType>
          <xsd:restriction base="xsd:string">
            <xsd:enumeration value="sell"/>
            <xsd:enumeration value="advertise"/>
            <xsd:enumeration value="exclude"/>
          </xsd:restriction>
        </xsd:simpleType>
      </xsd:element>
      <xsd:element name="Condition" type="ConditionInfo" minOccurs="0"/>
      <xsd:element name="Rebate" type="RebateType" minOccurs="0" maxOccurs="2"/>
      <xsd:element name="ItemPackageQuantity" type="xsd:positiveInteger" minOccurs="0">
        <xsd:annotation>
          <xsd:documentation>
            Use this field to indicate the number of units included in
            the item you are offering for sale, such that each unit
            is packaged for individual sale.
          </xsd:documentation>
        </xsd:annotation>
      </xsd:element>
      <xsd:element name="NumberOfItems" type="xsd:positiveInteger" minOccurs="0">
        <xsd:annotation>
          <xsd:documentation>
            Use this field to indicate the number of discrete items
            included in the item you are offering for sale, such
            that each
            item is not packaged for individual sale.

            For example, if you are selling a case of 10 packages of socks,
            and each package contains 3 pairs of socks, the case would have
            ItemPackageQuantity = 10 and NumberOfItems = 30.
          </xsd:documentation>
        </xsd:annotation>
      </xsd:element>
      <xsd:element name="DescriptionData" minOccurs="0">
        <xsd:complexType>
          <xsd:sequence>
            <xsd:element name="Title" type="LongStringNotNull"/>
            <xsd:element name="Brand" type="StringNotNull" minOccurs="0"/>
            <xsd:element name="Designer" type="StringNotNull" minOccurs="0"/>
            <xsd:element name="Description" minOccurs="0">
              <xsd:simpleType>
                <xsd:restriction base="xsd:normalizedString">
```

Selling on Amazon – Guide to XML

```
<xsd:maxLength value="2000"/>
</xsd:restriction>
</xsd:simpleType>
</xsd:element>
<xsd:element name="BulletPoint" type="LongStringNotNull" minOccurs="0" maxOccurs="5"/>
<xsd:element name="ItemDimensions" type="Dimensions" minOccurs="0"/>
<xsd:element name="PackageDimensions" type="SpatialDimensions" minOccurs="0"/>
<xsd:element name="PackageWeight" type="PositiveNonZeroWeightDimension" minOccurs="0"/>
<xsd:element name="ShippingWeight" type="PositiveNonZeroWeightDimension" minOccurs="0"/>
<xsd:element name="MerchantCatalogNumber" type="FortyStringNotNull" minOccurs="0"/>
<xsd:element name="MSRP" type="CurrencyAmount" minOccurs="0"/>
<xsd:element name="MaxOrderQuantity" type="xsd:positiveInteger" minOccurs="0"/>
<xsd:element name="SerialNumberRequired" type="xsd:boolean" minOccurs="0"/>
<xsd:element name="Prop65" type="xsd:boolean" minOccurs="0"/>
<xsd:element name="CPSIAWarning" minOccurs="0" maxOccurs="4">
  <xsd:simpleType>
    <xsd:restriction base="xsd:string">
      <xsd:enumeration value="choking_hazard_balloon"/>
      <xsd:enumeration value="choking_hazard_contains_a_marble"/>
      <xsd:enumeration value="choking_hazard_contains_small_ball"/>
      <xsd:enumeration value="choking_hazard_is_a_marble"/>
      <xsd:enumeration value="choking_hazard_is_a_small_ball"/>
      <xsd:enumeration value="choking_hazard_small_parts"/>
      <xsd:enumeration value="no warning applicable"/>
    </xsd:restriction>
  </xsd:simpleType>
</xsd:element>
<xsd:element name="CPSIAWarningDescription" type="TwoFiftyStringNotNull" minOccurs="0"/>
<xsd:element name="LegalDisclaimer" minOccurs="0">
  <xsd:simpleType>
    <xsd:restriction base="xsd:normalizedString">
      <xsd:maxLength value="1000"/>
    </xsd:restriction>
  </xsd:simpleType>
</xsd:element>
<xsd:element name="Manufacturer" type="StringNotNull" minOccurs="0"/>
<xsd:element name="MfrPartNumber" type="FortyStringNotNull" minOccurs="0"/>
<xsd:element name="SearchTerms" type="StringNotNull" minOccurs="0" maxOccurs="5"/>
<xsd:element name="PlatinumKeywords" type="StringNotNull" minOccurs="0" maxOccurs="20"/>
<xsd:element name="Memorabilia" type="xsd:boolean" minOccurs="0"/>
<xsd:element name="Autographed" type="xsd:boolean" minOccurs="0"/>
<xsd:element name="UsedFor" type="StringNotNull" minOccurs="0" maxOccurs="5"/>
<xsd:element name="ItemType" type="LongStringNotNull" minOccurs="0"/>
<xsd:element name="OtherItemAttributes" type="LongStringNotNull" minOccurs="0" maxOccurs="5"/>
<xsd:element name="TargetAudience" type="StringNotNull" minOccurs="0" maxOccurs="4"/>
<xsd:element name="SubjectContent" type="StringNotNull" minOccurs="0" maxOccurs="5"/>
<xsd:element name="IsGiftWrapAvailable" type="xsd:boolean" minOccurs="0"/>
<xsd:element name="IsGiftMessageAvailable" type="xsd:boolean" minOccurs="0"/>
<xsd:element name="PromotionKeywords" type="StringNotNull" minOccurs="0" maxOccurs="10"/>
<xsd:element name="IsDiscontinuedByManufacturer" type="xsd:boolean" minOccurs="0"/>
<xsd:element ref="DeliveryChannel" minOccurs="0" maxOccurs="2"/>
<xsd:element name="MaxAggregateShipQuantity" type="xsd:positiveInteger" minOccurs="0"/>
<!-- RecommendedBrowseNode and FEDAS ID are for use by European merchants only. -->
<xsd:element name="RecommendedBrowseNode" type="xsd:positiveInteger" minOccurs="0" maxOccurs="2"/>
<xsd:element name="FEDAS_ID" minOccurs="0">
  <!-- Please do not include periods or delimiters. -->
  <xsd:simpleType>
    <xsd:restriction base="xsd:normalizedString">
      <xsd:length value="6" fixed="true"/>
    </xsd:restriction>
  </xsd:simpleType>
</xsd:element>
<xsd:element name="TSDAgeWarning" minOccurs="0">
  <xsd:simpleType>
    <xsd:restriction base="xsd:string">
      <xsd:enumeration value="not suitable under 36 months"/>
      <xsd:enumeration value="not suitable under 3 years supervision"/>
      <xsd:enumeration value="not suitable under 4 years supervision"/>
      <xsd:enumeration value="not suitable under 5 years supervision"/>
      <xsd:enumeration value="not suitable under 6 years supervision"/>
      <xsd:enumeration value="not suitable under 7 years supervision"/>
      <xsd:enumeration value="not suitable under 8 years supervision"/>
      <xsd:enumeration value="not suitable under 9 years supervision"/>
      <xsd:enumeration value="not suitable under 10 years supervision"/>
      <xsd:enumeration value="not suitable under 11 years supervision"/>
      <xsd:enumeration value="not suitable under 12 years supervision"/>
      <xsd:enumeration value="not suitable under 13 years supervision"/>
      <xsd:enumeration value="not suitable under 14 years supervision"/>
      <xsd:enumeration value="no warning applicable"/>
    </xsd:restriction>
  </xsd:simpleType>
</xsd:element>
```

Selling on Amazon – Guide to XML


```
</xsd:element>
<xsd:element name="TSDWarning" minOccurs="0" maxOccurs="8">
  <xsd:simpleType>
    <xsd:restriction base="xsd:string">
      <xsd:enumeration value="only domestic use"/>
      <xsd:enumeration value="adult supervision required"/>
      <xsd:enumeration value="protective equipment required"/>
      <xsd:enumeration value="water_adult_supervision_required"/>
      <xsd:enumeration value="toy_inside"/>
      <xsd:enumeration value="no_protective_equipment"/>
      <xsd:enumeration value="risk of entanglement"/>
      <xsd:enumeration value="fragrances allergy risk"/>
      <xsd:enumeration value="no warning applicable"/>
    </xsd:restriction>
  </xsd:simpleType>
</xsd:element>
<xsd:element name="TSDLanguage" minOccurs="0" maxOccurs="21">
  <xsd:simpleType>
    <xsd:restriction base="xsd:string">
      <xsd:enumeration value="English"/>
      <xsd:enumeration value="French"/>
      <xsd:enumeration value="German"/>
      <xsd:enumeration value="Italian"/>
      <xsd:enumeration value="Spanish"/>
      <xsd:enumeration value="Dutch"/>
      <xsd:enumeration value="Polish"/>
      <xsd:enumeration value="Bulgarian"/>
      <xsd:enumeration value="Czech"/>
      <xsd:enumeration value="Danish"/>
      <xsd:enumeration value="Estonian"/>
      <xsd:enumeration value="Finnish"/>
      <xsd:enumeration value="Greek"/>
      <xsd:enumeration value="Hungarian"/>
      <xsd:enumeration value="Latvian"/>
      <xsd:enumeration value="Lithuanian"/>
      <xsd:enumeration value="Portuguese"/>
      <xsd:enumeration value="Romanian"/>
      <xsd:enumeration value="Slovak"/>
      <xsd:enumeration value="Slovene"/>
      <xsd:enumeration value="Swedish"/>
    </xsd:restriction>
  </xsd:simpleType>
</xsd:element>
</xsd:sequence>
</xsd:complexType>
</xsd:element>
<xsd:element name="DiscoveryData" minOccurs="0">
  <xsd:complexType>
    <xsd:sequence>
      <xsd:element name="Priority" minOccurs="0">
        <xsd:simpleType>
          <xsd:restriction base="xsd:positiveInteger">
            <xsd:minInclusive value="1"/>
            <xsd:maxInclusive value="10"/>
          </xsd:restriction>
        </xsd:simpleType>
      </xsd:element>
      <xsd:element name="BrowseExclusion" type="xsd:boolean" minOccurs="0"/>
      <xsd:element name="RecommendationExclusion" type="xsd:boolean" minOccurs="0"/>
    </xsd:sequence>
  </xsd:complexType>
</xsd:element>
<xsd:element name="ProductData" minOccurs="0">
  <xsd:complexType>
    <xsd:choice>
      <xsd:element ref="ClothingAccessories"/>
      <xsd:element ref="Clothing"/>
      <xsd:element ref="Miscellaneous"/>
      <xsd:element ref="CameraPhoto"/>
      <xsd:element ref="Home"/>
      <xsd:element ref="Sports"/>
      <xsd:element ref="HomeImprovement"/>
      <xsd:element ref="Tools"/>
      <xsd:element ref="FoodAndBeverages"/>
      <xsd:element ref="Gourmet"/>
      <xsd:element ref="Jewelry"/>
      <xsd:element ref="Health"/>
      <xsd:element ref="CE"/>
      <xsd:element ref="Computers"/>
      <xsd:element ref="SoftwareVideoGames"/>
      <xsd:element ref="Wireless"/>
    </xsd:choice>
  </xsd:complexType>
</xsd:element>
```

Selling on Amazon – Guide to XML

```
<xsd:element ref="Beauty"/>
<xsd:element ref="Office"/>
<xsd:element ref="MusicalInstruments"/>
<xsd:element ref="AutoAccessory"/>
<xsd:element ref="PetSupplies"/>
<xsd:element ref="ToysBaby"/>
<xsd:element ref="TiresAndWheels"/>
<xsd:element ref="Music"/>
<xsd:element ref="Video"/>
<xsd:element ref="Lighting"/>
<xsd:element ref="LargeAppliances"/>
</xsd:choice>
</xsd:complexType>
</xsd:element>
<xsd:element name="RegisteredParameter" minOccurs="0">
  <xsd:simpleType>
    <xsd:restriction base="xsd:string">
      <xsd:enumeration value="PrivateLabel"/>
      <xsd:enumeration value="Specialized"/>
      <xsd:enumeration value="NonConsumer"/>
      <xsd:enumeration value="PreConfigured"/>
    </xsd:restriction>
  </xsd:simpleType>
</xsd:element>
</xsd:sequence>
</xsd:complexType>
</xsd:element>
<!--
#####
# Dimensions types
#####
-->
<xsd:complexType name="Dimensions">
  <xsd:sequence>
    <xsd:element name="Length" type="LengthDimension" minOccurs="0"/>
    <xsd:element name="Width" type="LengthDimension" minOccurs="0"/>
    <xsd:element name="Height" type="LengthDimension" minOccurs="0"/>
    <xsd:element name="Weight" type="WeightDimension" minOccurs="0"/>
  </xsd:sequence>
</xsd:complexType>
<xsd:complexType name="SpatialDimensions">
  <xsd:sequence>
    <xsd:element name="Length" type="LengthDimension" minOccurs="0"/>
    <xsd:element name="Width" type="LengthDimension" minOccurs="0"/>
    <xsd:element name="Height" type="LengthDimension" minOccurs="0"/>
  </xsd:sequence>
</xsd:complexType>
</xsd:schema>
```

Example

Note:

This example has *RecommendedBrowseNode* information which is only used for merchant accounts in Canada, Europe, and Japan. If you want to use this example for an Amazon.com (US) account, omit the two instances of *RecommendedBrowseNode*. 

```
<?xml version="1.0" ?>
<AmazonEnvelope xmlns:xsi="http://www.w3.org/2001/XMLSchema-instance" xsi:noNamespaceSchemaLocation="amzn-
envelope.xsd">
  <Header>
    <DocumentVersion>1.01</DocumentVersion>
    <MerchantIdentifier>M_SELLER_354577</MerchantIdentifier>
  </Header>
  <MessageType>Product</MessageType>
  <PurgeAndReplace>true</PurgeAndReplace>
</Message>
  <MessageID>1</MessageID>
  <OperationType>Update</OperationType>
</Product>
  <SKU>1Z-500ABR-FLAT</SKU>
  <ProductTaxCode>A_GEN_TAX</ProductTaxCode>
  <LaunchDate>2005-07-26T00:00:01</LaunchDate>
</DescriptionData>
  <Title>Lyric 500 tc Queen Flat Sheet, Ivory</Title>
  <Brand>Peacock Alley</Brand>
```

Selling on Amazon – Guide to XML

```

<Description>Lyric sheeting by Peacock Alley is the epitome of simple and classic elegance. The flat sheets and pillowcases feature a double row of hemstitching. The fitted sheets fit mattresses up to 21 inches deep. The sheets are shown at left with tone on tone monogramming, please call for monogramming details and prices. Please note, gift wrapping and overnight shipping are not available for this style.</Description>
<BulletPoint>made in Italy</BulletPoint>
<BulletPoint>500 thread count</BulletPoint>
<BulletPoint>plain weave (percale)</BulletPoint>
<BulletPoint>100% Egyptian cotton</BulletPoint>
<Manufacturer>Peacock Alley</Manufacturer>
<SearchTerms>bedding</SearchTerms>
<SearchTerms>Sheets</SearchTerms>
<ItemType>flat-sheets</ItemType>
<IsGiftWrapAvailable>>false</IsGiftWrapAvailable>
<IsGiftMessageAvailable>>false</IsGiftMessageAvailable>
<RecommendedBrowseNode>60583031</RecommendedBrowseNode> 
<RecommendedBrowseNode>60576021</RecommendedBrowseNode> 
</DescriptionData>
<ProductData>
<Home>
<Parentage>variation-parent</Parentage>
<VariationData>
<VariationTheme>Size-Color</VariationTheme>
</VariationData>
<Material>cotton</Material>
<ThreadCount>500</ThreadCount>
</Home>
</ProductData>
</Product>
</Message>
<Message>
</AmazonEnvelope>

```

Update Quantity Available - Inventory Feed Schema



Description

The Inventory feed allows you to update inventory quantities (stock levels) for your items.

For each item you offer only on Amazon, send the exact number you currently have in stock. If you use multiple sales channels, we recommend configuring your systems to send a value of zero once your available inventory reaches a level you specify. When the quantity is greater than zero the buy button is activated and the quantity is decremented with each order. When the quantity reaches zero, the item is no longer available for purchase on Amazon until you send a replenishment value.

The inventory feed can also be used to indicate the lead-time to ship a given item. If no value is sent, the default value of two business days is used.

EU only






Sellers who sell in multiple marketplaces using a single, unified seller account can manage their inventory levels using the same SKUs across multiple marketplaces. This eliminates the need for the seller to manually keep inventory levels across several marketplaces in-sync.

See the Marketplace Web Services (MWS) documentation for additional details.

Dictionary

Element	Description
---------	-------------

Selling on Amazon – Guide to XML

SKU	Used to identify an individual product. Each product must have a SKU, and each SKU must be unique.
FulfillmentCenterID	Seller-defined identifier for a fulfillment center 
Available	Indicates whether or not the item is available (true = available; false = not available)  <i>Note: This element can be used instead of the "Quantity" element below and is only valid for US merchant accounts. For merchant accounts in Canada, Europe, and Japan, use the "Quantity" element instead.</i>
Quantity	Indicates whether or not an item is available (any positive number = available; 0 = not available). Every time a quantity is sent for an item, the existing quantity is replaced by the new quantity in the feed.  <i>Note: For US merchant accounts, this element can be used instead of the "Available" element above. For merchant accounts in Canada, Europe, and Japan, a quantity is required for the "Quantity" element</i> <i>If you participate in the "Fulfillment By Amazon" (FBA) program, submitting a quantity for an item that is marked as "Fulfilled by Amazon" will change the fulfillment status back to "Fulfilled by Merchant."</i>
RestockDate	Date the item will be restocked, if not currently available
FulfillmentLatency	The number of days between the order date and the ship date (a whole number between 1 and 30).
SwitchFulfillmentTo	Used only when switching the fulfillment of an item from MFN (merchant fulfilled) to AFN (Amazon fulfilled) or vice versa <i>Note: Use of AFN requires enrollment in the Fulfillment by Amazon program.</i>  

XSD

https://images-na.ssl-images-amazon.com/images/G/01/rainier/help/xsd/release_1_9/Inventory.xsd

```
<?xml version="1.0"?>
<!-- Revision="$Revision: #3 $" -->
<xsd:schema xmlns:xsd="http://www.w3.org/2001/XMLSchema" elementFormDefault="qualified">
  <!--
    $Date: 2006/11/21 $

    AMAZON.COM CONFIDENTIAL. This document and the information contained in it are
    confidential and proprietary information of Amazon.com and may not be reproduced,
    distributed or used, in whole or in part, for any purpose other than as necessary
    to list products for sale on the www.amazon.com web site pursuant to an agreement
    with Amazon.com.
  -->
  <xsd:include schemaLocation="amzn-base.xsd"/>
  <xsd:element name="Inventory">
    <xsd:complexType>
      <xsd:sequence>
        <xsd:element ref="$SKU"/>
        <xsd:element ref="FulfillmentCenterID" minOccurs="0"/>
        <xsd:choice>
          <xsd:element name="Available" type="xsd:boolean"/>
          <xsd:element name="Quantity" type="xsd:nonNegativeInteger"/>
          <xsd:element name="Lookup">
            <xsd:simpleType>
              <xsd:restriction base="xsd:string">
                <xsd:enumeration value="FulfillmentNetwork"/>
              </xsd:restriction>
            </xsd:simpleType>
          </xsd:element>
        </xsd:choice>
        <xsd:element name="RestockDate" type="xsd:date" minOccurs="0"/>
        <xsd:element name="FulfillmentLatency" type="xsd:positiveInteger" minOccurs="0"/>
        <xsd:element name="SwitchFulfillmentTo" minOccurs="0">
          <!-- Use this element if you are switching the
              fulfillment method for your item.
              If you are switching from AFN to MFN, use "MFN"
              If you are switching from MFN to AFN, use "AFN"
          -->

```

Selling on Amazon – Guide to XML

```
-->
  <xsd:simpleType>
    <xsd:restriction base="xsd:string">
      <xsd:enumeration value="MFN"/>
      <xsd:enumeration value="AFN"/>
    </xsd:restriction>
  </xsd:simpleType>
</xsd:element>
</xsd:sequence>
</xsd:complexType>
</xsd:element>
</xsd:schema>
```

Example

```
<?xml version="1.0" encoding="utf-8" ?>
<AmazonEnvelope xmlns:xsi="http://www.w3.org/2001/XMLSchema-instance" xsi:noNamespaceSchemaLocation="amzn-
envelope.xsd">
  <Header>
    <DocumentVersion>1.01</DocumentVersion>
    <MerchantIdentifier>M_SELLER_354577</MerchantIdentifier>
  </Header>
  <MessageType>Inventory</MessageType>
  <Message>
    <MessageID>1</MessageID>
    <OperationType>Update</OperationType>
  <Inventory>
    <SKU>ASUSVNA1</SKU>
    <Quantity>8</Quantity>
    <FulfillmentLatency>1</FulfillmentLatency>
  </Inventory>
</Message>
  <Message>
    <MessageID>2</MessageID>
    <OperationType>Update</OperationType>
  <Inventory>
    <SKU>ASUS8VM</SKU>
    <Quantity>6</Quantity>
    <FulfillmentLatency>1</FulfillmentLatency>
  </Inventory>
</Message>
</AmazonEnvelope>
```



Fulfillment by Amazon (FBA)*

If you participate in the "Fulfilled by Amazon" program, you can use the Inventory Feed to switch a product from "Fulfilled by Merchant" (MFN) to "Fulfilled by Amazon" (AFN) and vice versa, by replacing the FulfillmentCenterID with the FBA fulfillment center for your locale.

Example: Switching a product to "Fulfilled by Amazon" (AFN)

```
<?xml version="1.0" encoding="UTF-8"?>
<AmazonEnvelope xmlns:xsi="http://www.w3.org/2001/XMLSchema-instance" xsi:noNamespaceSchemaLocation="amzn-
envelope.xsd">
  <Header>
    <DocumentVersion>1.01</DocumentVersion>
    <MerchantIdentifier>M tokenhere 12345</MerchantIdentifier>
  </Header>
  <MessageType>Inventory</MessageType>
  <Message>
    <MessageID>1</MessageID>
    <OperationType>Update</OperationType>
  <Inventory>
    <SKU>2000578900007</SKU>
    <FulfillmentCenterID>AMAZON_NA</FulfillmentCenterID>
    <Lookup>FulfillmentNetwork</Lookup>
    <SwitchFulfillmentTo>AFN</SwitchFulfillmentTo>
  </Inventory>
</Message>
</AmazonEnvelope>
```

Example: Switching a product to "Fulfilled by Merchant" (MFN)

```
<?xml version="1.0" encoding="UTF-8"?>
```

Selling on Amazon – Guide to XML

```
<AmazonEnvelope xmlns:xsi="http://www.w3.org/2001/XMLSchema-instance" xsi:noNamespaceSchemaLocation="amzn-envelope.xsd">
  <Header>
    <DocumentVersion>1.01</DocumentVersion>
    <MerchantIdentifier>M tokenhere 12345</MerchantIdentifier>
  </Header>
  <MessageType>Inventory</MessageType>
  <Message>
    <MessageID>1</MessageID>
    <OperationType>Update</OperationType>
    <Inventory>
      <SKU>12345</SKU>
      <FulfillmentCenterID>DEFAULT</FulfillmentCenterID>
      <Quantity>1</Quantity>
      <SwitchFulfillmentTo>MFN</SwitchFulfillmentTo>
    </Inventory>
  </Message>
</AmazonEnvelope>
```


Assign a Price - Price Feed Schema



Description

The Price feed allows you to set the current price and sale price (when applicable) for an item. The sale price is optional, but, if used, the start and end date must be provided also.

Dictionary

Element	Description
SKU	Used to identify an individual product. Each product must have a SKU, and each SKU must be unique.
StandardPrice	Price of the item (non-sale price)
MAP	Minimum Advertised Price. Use only if dictated by the manufacturer. Both the standard and sale price (if applicable) must be higher than the MAP value.  <i>Note: Using MAP (hiding the price) has a negative impact on sales.</i>
Sale	Sale date and price information, broken into the following components: StartDate – The date the sale starts EndDate – The last date of the sale SalePrice – The sale price

XSD

https://images-na.ssl-images-amazon.com/images/G/01/rainier/help/xsd/release_1_9/Price.xsd




```
<?xml version="1.0"?>
<!-- Revision="$Revision: #3 $" -->
<xsd:schema xmlns:xsd="http://www.w3.org/2001/XMLSchema" elementFormDefault="qualified">
  <!--
    $Date: 2006/11/17 $
```

AMAZON.COM CONFIDENTIAL. This document and the information contained in it are confidential and proprietary information of Amazon.com and may not be reproduced, distributed or used, in whole or in part, for any purpose other than as necessary to list products for sale on the www.amazon.com web site pursuant to an agreement with Amazon.com.



Selling on Amazon – Guide to XML

```
-->
<xsd:include schemaLocation="amzn-base.xsd"/>
<xsd:element name="Price">
  <xsd:complexType>
    <xsd:sequence>
      <xsd:element ref="SKU"/>
      <xsd:element name="StandardPrice" type="OverrideCurrencyAmount"/>
      <xsd:element name="MAP" type="OverrideCurrencyAmount" minOccurs="0"/>
      <xsd:element name="DepositAmount" type="CurrencyAmountWithDefault" minOccurs="0"/>
      <xsd:element name="Sale" minOccurs="0">
        <xsd:complexType>
          <xsd:sequence>
            <xsd:element name="StartDate" type="xsd:dateTime"/>
            <xsd:element name="EndDate" type="xsd:dateTime"/>
            <xsd:element name="SalePrice" type="OverrideCurrencyAmount"/>
          </xsd:sequence>
        </xsd:complexType>
      </xsd:element>
      <xsd:element name="Previous" type="DatedPrice" minOccurs="0"/>
    </xsd:sequence>
  </xsd:complexType>
</xsd:element>
<xsd:simpleType name="BaseCurrencyCodeWithDefault">
  <xsd:restriction base="xsd:string">
    <xsd:enumeration value="USD"/>
    <xsd:enumeration value="GBP"/>
    <xsd:enumeration value="EUR"/>
    <xsd:enumeration value="JPY"/>
    <xsd:enumeration value="CAD"/>
    <xsd:enumeration value="DEFAULT"/>
  </xsd:restriction>
</xsd:simpleType>
<xsd:complexType name="CurrencyAmountWithDefault">
  <xsd:simpleContent>
    <xsd:extension base="BaseCurrencyAmount">
      <xsd:attribute name="currency" type="BaseCurrencyCodeWithDefault" use="required"/>
    </xsd:extension>
  </xsd:simpleContent>
</xsd:complexType>
<xsd:complexType name="OverrideCurrencyAmount">
  <xsd:simpleContent>
    <xsd:extension base="CurrencyAmountWithDefault">
      <xsd:attribute name="zero" type="xsd:boolean" use="optional"/>
    </xsd:extension>
  </xsd:simpleContent>
</xsd:complexType>
</xsd:schema>
```

Example

Note: For non-US Amazon websites, replace the USD currency code with the specific locale's currency code.   

The second SKU example shows how to assign a sale price.

```
<?xml version="1.0" encoding="utf-8" ?>
<AmazonEnvelope xmlns:xsi="http://www.w3.org/2001/XMLSchema-instance" xsi:noNamespaceSchemaLocation="amzn-
envelope.xsd">
  <Header>
    <DocumentVersion>1.01</DocumentVersion>
    <MerchantIdentifier>M_SELLER_354577</MerchantIdentifier>
  </Header>
  <MessageType>Price</MessageType>
  <Message>
    <MessageID>1</MessageID>
    <Price>
      <SKU>ASUSVNA1</SKU>
      <StandardPrice currency="USD">10.99</StandardPrice> 
    </Price>
  </Message>
  <Message>
    <MessageID>2</MessageID>
    <Price>
      <SKU>ASUSVNA1669</SKU>
      <StandardPrice currency="USD">204.99</StandardPrice> 
      <Sale>
        <StartDate>2008-10-01T00:00:00Z</StartDate>
```

Selling on Amazon – Guide to XML

```
<EndDate>2009-01-31T00:00:00Z</EndDate>  
<SalePrice currency="USD">28.38</SalePrice>  
</Sale>  
</Price>  
</Message>  
</AmazonEnvelope>
```



Send Product Images - Image Feed Schema



Description

The Image feed allows you to upload various images for a product. Amazon can display several images for each product. It is in your best interest to provide several high-resolution images for each of your products so customers can make informed buying decisions.

These are the product image types:

- **Main image** – Image displayed on the product's main Amazon page
- **Alternate images** – Images of other views of the product, clickable beneath the main image
- **Swatch image** – Images of different colors or fabrics, or of other visual differences between product variations
- **MainOfferImage** – Main listing photo of the product, displayed on the More Buying Choices page. Listing photos will only be displayed for items in Used and Collectible condition. Listing photos should depict particular characteristics of the item you are selling and illustrate special attributes that will help customers determine its condition and value.
- **OfferImage-1, -2, -3, -4, -5** – Other listing photos of used and collectible items.

Note: During feed processing, images must be stored on a non-password-protected web server so Amazon can retrieve them. Each image submitted must have a full URL, such as <http://mystore.com/images/1234.jpg>. Amazon cannot access images stored with a secured URL (https) so be sure to use http instead.

Image Standards: See the different standards for [product images](#) and [listing photos](#).

Image Requirements

- **Format** - photographs, not drawings
- **Color Model** – RGB (no CMYK images)
- **Background** - white or clear, no borders or words, no brand logos
- **Recommended dimensions** - Images should be 1000 pixels or larger in either height or width as this will enable zoom functionality on the website (zoom has proven to enhance sales). The smallest your file should be is 500 pixels on the longest side. Consistently sized images are strongly recommended.
- **File type** - JPEG (.jpg) or GIF (.gif)
- **Resolution** - 72 pixels per inch
- **Animation** - none

Note: Images that do not meet these requirements may be rejected or might appear incorrectly on Amazon.

Selling on Amazon – Guide to XML

Dictionary

Element	Description
SKU	Used to identify an individual product. Each product must have a SKU, and each SKU must be unique.
ImageType	The type of image (Main, Alternate, or Swatch) Main – Main image for the product Alternate (PT) – Other views of the product Swatch – Color or fabric (Note: Swatch images will be scaled down to 30 x 30 pixels so they should only be used for displaying the color of your product's fabric, for example, not for displaying your whole product.)
ImageLocation	The exact location of the image using a full URL (such as http://mystore.com/images/1234.jpg). Amazon cannot access images stored with a secured URL (https) so be sure to use http instead.

XSD

https://images-na.ssl-images-amazon.com/imagesG/01/rainier/help/xsd/release_1_9/ProductImage.xsd

```
<?xml version="1.0"?>
<!-- Revision="$Revision: #5 $" -->
<xsd:schema xmlns:xsd="http://www.w3.org/2001/XMLSchema" elementFormDefault="qualified">
  <!--
    $Date: 2007/09/04 $

    AMAZON.COM CONFIDENTIAL. This document and the information contained in it are
    confidential and proprietary information of Amazon.com and may not be reproduced,
    distributed or used, in whole or in part, for any purpose other than as necessary
    to list products for sale on the www.amazon.com web site pursuant to an agreement
    with Amazon.com.
  -->
  <xsd:include schemaLocation="amzn-base.xsd"/>
  <xsd:element name="ProductImage">
    <xsd:complexType>
      <xsd:sequence>
        <xsd:element ref="SKU"/>
        <xsd:element name="ImageType">
          <xsd:simpleType>
            <xsd:restriction base="xsd:string">
              <xsd:enumeration value="Main"/>
              <xsd:enumeration value="Swatch"/>
              <xsd:enumeration value="BKLB"/>
              <xsd:enumeration value="PT1"/>
              <xsd:enumeration value="PT2"/>
              <xsd:enumeration value="PT3"/>
              <xsd:enumeration value="PT4"/>
              <xsd:enumeration value="PT5"/>
              <xsd:enumeration value="PT6"/>
              <xsd:enumeration value="PT7"/>
              <xsd:enumeration value="PT8"/>
              <xsd:enumeration value="Search"/>
              <xsd:enumeration value="PM01"/>
              <xsd:enumeration value="MainOfferImage"/>
              <xsd:enumeration value="OfferImage1"/>
              <xsd:enumeration value="OfferImage2"/>
              <xsd:enumeration value="OfferImage3"/>
              <xsd:enumeration value="OfferImage4"/>
              <xsd:enumeration value="OfferImage1"/>
            </xsd:restriction>
          </xsd:simpleType>
        </xsd:element>
        <xsd:element name="ImageLocation" type="xsd:anyURI" minOccurs="0"/>
      </xsd:sequence>
    </xsd:complexType>
  </xsd:element>
</xsd:schema>
```

Example

```
<?xml version="1.0" encoding="utf-8" ?>
<AmazonEnvelope xmlns:xsi="http://www.w3.org/2001/XMLSchema-instance" xsi:noNamespaceSchemaLocation="amzn-
envelope.xsd">
```

Selling on Amazon – Guide to XML

```
<Header>
  <DocumentVersion>1.01</DocumentVersion>
  <MerchantIdentifier>M_SELLER_354577</MerchantIdentifier>
</Header>
<MessageType>ProductImage</MessageType>
<Message>
  <MessageID>1</MessageID>
  <OperationType>Update</OperationType>
<ProductImage>
  <SKU>ASUSVNA1</SKU>
  <ImageType>Main</ImageType>
  <ImageLocation>http://www.abc.com/images/ASUSVNA1.gif</ImageLocation>
</ProductImage>
</Message>
<Message>
  <MessageID>2</MessageID>
  <OperationType>Update</OperationType>
<ProductImage>
  <SKU>ASUSVNA1987/4G</SKU>
  <ImageType>Main</ImageType>
  <ImageLocation>http://www.abc.com/images/ASUSVNA1987.jpg</ImageLocation>
</ProductImage>
</Message>
</AmazonEnvelope>
```

Establish Product Relationships - Relationship Feed Schema (applicable to selected product categories only)



Description

The Relationship feed allows you to set up optional relationships between items in your catalog. There are two types of relationships:

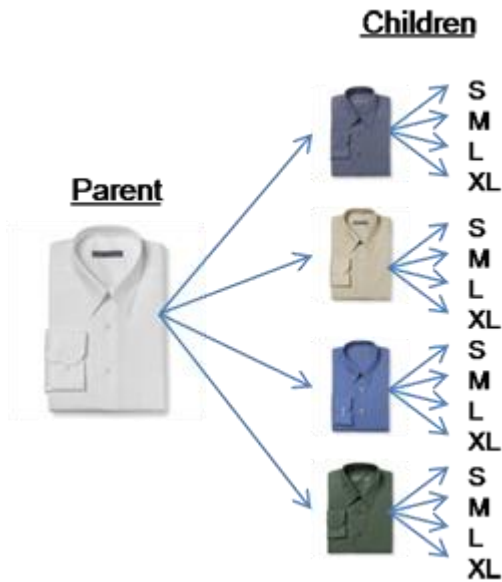
1. **Variation** – This is the most common type of relationship. It allows customers to select from a list of variations of the same product. For example, a shirt might come in a variety of sizes and colors. The main item (parent SKU) is the type of shirt in general. It does not have a size, color, price, or quantity and is not buyable. The variations (child SKUs) are all of the different size and color combinations of the shirt, and are buyable. (See the diagram below.)

Before uploading a relationship feed for a new parent/child relationship, upload the product feed for the SKUs. In that feed, designate the parent SKU as "parent" using the *Parentage* element, and designate how the child SKUs will vary (for example, Size or SizeColor) using the *VariationTheme* element. Likewise, designate each child SKU as "child" using the *Parentage* element, and designate the same *VariationTheme* as for the parent SKU.

Note that *VariationTheme* as well as its associated attributes (for example, Size and Color for the *VariationTheme* SizeColor) are defined in your product feed. The Relationship feed only builds the actual relationships between the parent and child items.

Note: Each category has individual specific requirements for variations. See the product XSD for a specific category to learn how to set up a variation relationship for that category.

Selling on Amazon – Guide to XML



2. **Accessory** – Some items can be classified as accessories for other items. For example, a portable radio electronics item might have batteries and external speakers as accessories. Similarly, a pair of gloves might be designated as accessories for a hat.



Note: Currently, you cannot create accessory relationships between two “Parent” items.

Dictionary

Element	Description
ParentSKU	The master SKU for a product with variations
Relation	Child SKU and type of relationship information, broken into the following components: SKU – Used to identify an individual product, one (child) variation of the parent SKU Type – Type of relationship; currently supported are Variation or Accessory .

XSD

https://images-na.ssl-images-amazon.com/images/G/01/rainier/help/xsd/release_1_9/Relationship.xsd

```
<?xml version="1.0"?>
<!-- Revision="{$Revision: #1 $" -->
<xsd:schema xmlns:xsd="http://www.w3.org/2001/XMLSchema" elementFormDefault="qualified">
  <!--
    $Date: 2006/03/29 $

    AMAZON.COM CONFIDENTIAL. This document and the information contained in it are
    confidential and proprietary information of Amazon.com and may not be reproduced,
    distributed or used, in whole or in part, for any purpose other than as necessary
    to list products for sale on the www.amazon.com web site pursuant to an agreement
    with Amazon.com.
  -->
```

Selling on Amazon – Guide to XML

```
<xsd:include schemaLocation="amzn-base.xsd"/>
<xsd:element name="Relationship">
  <xsd:complexType>
    <xsd:sequence>
      <xsd:element name="ParentSKU" type="SKUType"/>
      <xsd:element name="Relation" maxOccurs="unbounded">
        <xsd:complexType>
          <xsd:sequence>
            <xsd:element ref="SKU"/>
            <xsd:element name="Type">
              <xsd:simpleType>
                <xsd:restriction base="xsd:string">
                  <xsd:enumeration value="Variation"/>
                  <xsd:enumeration value="DisplaySet"/>
                  <xsd:enumeration value="Collection"/>
                  <xsd:enumeration value="Accessory"/>
                  <xsd:enumeration value="Customized"/>
                  <xsd:enumeration value="Part"/>
                  <xsd:enumeration value="Complements"/>
                  <xsd:enumeration value="Piece"/>
                  <xsd:enumeration value="Necessary"/>
                  <xsd:enumeration value="ReplacementPart"/>
                  <xsd:enumeration value="Similar"/>
                  <xsd:enumeration value="Episode"/>
                  <xsd:enumeration value="Season"/>
                </xsd:restriction>
              </xsd:simpleType>
            </xsd:element>
          </xsd:sequence>
        </xsd:complexType>
      </xsd:element>
    </xsd:sequence>
  </xsd:complexType>
</xsd:element>
</xsd:schema>
```

Example (Variation)

```
<?xml version="1.0" encoding="utf-8" ?>
<AmazonEnvelope xmlns:xsi="http://www.w3.org/2001/XMLSchema-instance" xsi:noNamespaceSchemaLocation="amzn-
envelope.xsd">
  <Header>
    <DocumentVersion>1.01</DocumentVersion>
    <MerchantIdentifier>M_SELLER_354577</MerchantIdentifier>
  </Header>
  <MessageType>Relationship</MessageType>
  <Message>
    <MessageID>1</MessageID>
    <OperationType>Update</OperationType>
  </Message>
  <Relationship>
    <ParentSKU>5555_5556</ParentSKU>
  </Relationship>
  <Relation>
    <SKU>555540352</SKU>
    <Type>Variation</Type>
  </Relation>
  <Relation>
    <SKU>555685952</SKU>
    <Type>Variation</Type>
  </Relation>
  <Relation>
    <SKU>555690352</SKU>
    <Type>Variation</Type>
  </Relation>
  <Relation>
    <SKU>555690552</SKU>
    <Type>Variation</Type>
  </Relation>
  <Relation>
    <SKU>555690752</SKU>
    <Type>Variation</Type>
  </Relation>
  <Relation>
    <SKU>555690952</SKU>
    <Type>Variation</Type>
  </Relation>
</Relationship>
</Message>
</AmazonEnvelope>
```

Selling on Amazon – Guide to XML

Example (Accessory)

```
<?xml version="1.0" encoding="utf-8" ?>
<AmazonEnvelope xmlns:xsi="http://www.w3.org/2001/XMLSchema-instance" xsi:noNamespaceSchemaLocation="amzn-envelope.xsd">
  <Header>
    <DocumentVersion>1.01</DocumentVersion>
    <MerchantIdentifier>M_SELLER_354577</MerchantIdentifier>
  </Header>
  <MessageType>Relationship</MessageType>
  <Message>
    <MessageID>1</MessageID>
    <OperationType>Update</OperationType>
    <Relationship>
      <ParentSKU>ASUSVNA1</ParentSKU>
    </Relationship>
    <Relation>
      <SKU>ASUSVNA198714G</SKU>
      <Type>Accessory</Type>
    </Relation>
  </Message>
  <Message>
    <MessageID>2</MessageID>
    <OperationType>Update</OperationType>
    <Relationship>
      <ParentSKU>FUJI32XD</ParentSKU>
    </Relationship>
    <Relation>
      <SKU>ALPSCARD0024</SKU>
      <Type>Accessory</Type>
    </Relation>
  </Message>
</AmazonEnvelope>
```

Override Account-Level Shipping Rates - Override Feed Schema (optional)



Description

The Override feed allows you to set an exception to your account-level shipping settings for an individual product (SKU). This is sometimes used for heavy, oversized, or unusually-shaped items, for example, a kayak or an automotive bumper. There are three ways to override your account-level shipping settings:

- **Exclusive** – Replaces the current account-level shipping charge with a completely new shipping charge for one SKU
- **Additive** – Adds an extra charge to the current account-level shipping charge for one SKU
- **Restrictive** – Restricts shipping to specific locales and shipping service combinations for one SKU


Dictionary

Element	Description
SKU	Used to identify an individual product. Each product must have a SKU, and each SKU must be unique.
ShippingOverride	Shipping override information, broken into the following components: ShipOption – Locale and shipping service IsShippingRestricted – Indicates whether the SKU can or cannot be shipped to the specified locale using the specified shipping service (ShipOption). A value of "true" means that the SKU cannot be shipped to the specified locale using the specified shipping service. Type – The type of override shipping charge (Additive or Exclusive) being applied to

Selling on Amazon – Guide to XML

	the SKU ShipAmount – The Additive or Exclusive shipping charge amount
--	---

The valid values for the **ShipOption** attribute can be found on SellerCentral Help:

 https://sellercentral.amazon.com/gp/help/help-page.html/ref=pt_200226630_cont_scsearch?ie=UTF8&itemID=200226630

 https://sellercentral-europe.amazon.com/gp/help/help-page.html/ref=ag_200226630_cont_scsearch?ie=UTF8&itemID=200226630

Other locales: search for term **ShippingOverride** in SellerCentral Help.

XSD

https://images-na.ssl-images-amazon.com/images/G/01/rainier/help/xsd/release_1_9/Override.xsd

```
<?xml version="1.0"?>
<!-- Revision="$Revision: #2 $" -->
<xsd:schema xmlns:xsd="http://www.w3.org/2001/XMLSchema" elementFormDefault="qualified">
  <!--
    $Date: 2005/04/01 $

    AMAZON.COM CONFIDENTIAL. This document and the information contained in it are
    confidential and proprietary information of Amazon.com and may not be reproduced,
    distributed or used, in whole or in part, for any purpose other than as necessary
    to list products for sale on the www.amazon.com web site pursuant to an agreement
    with Amazon.com.
  -->
  <xsd:include schemaLocation="amzn-base.xsd"/>
  <xsd:element name="Override">
    <xsd:complexType>
      <xsd:sequence>
        <xsd:element ref="SKU"/>
        <xsd:element name="ShippingOverride" minOccurs="0" maxOccurs="unbounded">
          <xsd:complexType>
            <xsd:sequence>
              <xsd:element ref="ShipOption"/>
              <xsd:choice>
                <xsd:element name="IsShippingRestricted" type="xsd:boolean"/>
                <xsd:sequence>
                  <xsd:element name="Type">
                    <xsd:simpleType>
                      <xsd:restriction base="xsd:string">
                        <xsd:enumeration value="Additive"/>
                        <xsd:enumeration value="Exclusive"/>
                      </xsd:restriction>
                    </xsd:simpleType>
                  </xsd:element>
                  <xsd:element name="ShipAmount" type="CurrencyAmount"/>
                </xsd:sequence>
              </xsd:choice>
            </xsd:sequence>
          </xsd:complexType>
        </xsd:element>
      </xsd:sequence>
    </xsd:complexType>
  </xsd:element>
</xsd:schema>
```

Example

```
<AmazonEnvelope xsi:noNamespaceSchemaLocation="amzn-envelope.xsd">
  <Header>
    <DocumentVersion>1.02</DocumentVersion>
    <MerchantIdentifier>M_SELLER_354577</MerchantIdentifier>
  </Header>
  <MessageType>Override</MessageType>
  <Message>
    <MessageID>1</MessageID>
    <OperationType>Update</OperationType>
    <Override>
```


Selling on Amazon – Guide to XML

```

    <SKU>487-6</SKU>
    <ShippingOverride>
      <ShipOption>Std Alaska Hawaii PO Box</ShipOption>
      <Type>Additive</Type>
      <ShipAmount currency="USD">20.00</ShipAmount>
    </ShippingOverride>
    <ShippingOverride>
      <ShipOption>Exp Alaska Hawaii PO Box</ShipOption>
      <IsShippingRestricted>>false</IsShippingRestricted>
    </ShippingOverride>
  </Override>
</Message>
<Message>
  <MessageID>2</MessageID>
  <OperationType>Update</OperationType>
  <Override>
    <SKU>487-5</SKU>
    <ShippingOverride>
      <ShipOption>Exp Alaska Hawaii PO Box</ShipOption>
      <Type>Additive</Type>
      <ShipAmount currency="USD">20.00</ShipAmount>
    </ShippingOverride>
    <ShippingOverride>
      <ShipOption>Exp Alaska Hawaii PO Box</ShipOption>
      <IsShippingRestricted>>false</IsShippingRestricted>
    </ShippingOverride>
  </Override>
</Message>
</AmazonEnvelope>

```

Review the Processing Results - Processing Report

Description

The Processing Report allows you to query for the processing status of any document you have successfully uploaded. Once processing is complete, the report also provides the actions taken for each message in the document, along with any error or warning messages.

Dictionary

Element	Description
DocumentTransactionID	A unique number that identifies an individual document for which you are retrieving the status. When you post a feed, this ID is given in the acknowledgment response returned at upload time.
StatusCode	Indicates the success or failure of the feed processing. If the status is not "Processing," the feed was unsuccessful and the FeedReport element will be included in the response. Only errors and warnings are reported.
Processing Summary	Processing information, broken into the following components: MessagesProcessed - The total number of messages processed from the document, regardless of status (success, error, and warning) MessagesSuccessful - The total number of messages in the document that were processed to successful completion MessagesWithError - The total number of messages in the document that were processed but which had errors and did not complete successfully MessagesWithWarning - The total number of messages in the document that were processed to successful completion but which had warnings about possible problems
Result	Error and warning information, broken into the following components: MessageID - A number that uniquely identifies the message that had an error or warning. ResultCode - Either "error" or "warning" for the message specified. Successes are not reported. ResultMessageCode - A code that identifies the specific error or warning, and is used to pull the ResultDescription ResultDescription - Text that explains the error or warning AdditionalInfo Container – Provides additional data to help with investigating errors and warnings, including:

Selling on Amazon – Guide to XML

	SKU FulfillmentCenterID AmazonOrderID AmazonOrderItemCode
--	--

XSD

https://images-na.ssl-images-amazon.com/images/G/01/rainier/help/xsd/release_1_9/ProcessingReport.xsd

```
<?xml version="1.0"?>
<!-- Revision="$Revision: #2 $" -->
<xsd:schema xmlns:xsd="http://www.w3.org/2001/XMLSchema" elementFormDefault="qualified">
  <!--
    $Date: 2005/04/01 $

    AMAZON.COM CONFIDENTIAL. This document and the information contained in it are
    confidential and proprietary information of Amazon.com and may not be reproduced,
    distributed or used, in whole or in part, for any purpose other than as necessary
    to list products for sale on the www.amazon.com web site pursuant to an agreement
    with Amazon.com.
  -->
  <xsd:include schemaLocation="amzn-base.xsd"/>
  <xsd:element name="ProcessingReport">
    <xsd:complexType>
      <xsd:sequence>
        <xsd:element name="DocumentTransactionID" type="IDNumber"/>
        <xsd:element name="StatusCode">
          <xsd:simpleType>
            <xsd:restriction base="xsd:string">
              <xsd:enumeration value="Complete"/>
              <xsd:enumeration value="Processing"/>
              <xsd:enumeration value="Rejected"/>
            </xsd:restriction>
          </xsd:simpleType>
        </xsd:element>
        <xsd:element name="ProcessingSummary" minOccurs="0">
          <xsd:complexType>
            <xsd:sequence>
              <xsd:element name="MessagesProcessed" type="xsd:nonNegativeInteger"/>
              <xsd:element name="MessagesSuccessful" type="xsd:nonNegativeInteger"/>
              <xsd:element name="MessagesWithError" type="xsd:nonNegativeInteger"/>
              <xsd:element name="MessagesWithWarning" type="xsd:nonNegativeInteger"/>
            </xsd:sequence>
          </xsd:complexType>
        </xsd:element>
        <xsd:element name="Result" minOccurs="0" maxOccurs="unbounded">
          <xsd:complexType>
            <xsd:sequence>
              <xsd:element name="MessageID">
                <xsd:simpleType>
                  <xsd:restriction base="xsd:nonNegativeInteger">
                    <xsd:pattern value="\d{1,18}"/>
                  </xsd:restriction>
                </xsd:simpleType>
              </xsd:element>
              <xsd:element name="ResultCode">
                <xsd:simpleType>
                  <xsd:restriction base="xsd:string">
                    <xsd:enumeration value="Error"/>
                    <xsd:enumeration value="Warning"/>
                  </xsd:restriction>
                </xsd:simpleType>
              </xsd:element>
              <xsd:element name="ResultMessageCode" type="IDNumber"/>
              <xsd:element name="ResultDescription" type="xsd:string"/>
              <xsd:element name="AdditionalInfo" minOccurs="0">
                <xsd:complexType>
                  <xsd:sequence>
                    <xsd:element ref="SKU" minOccurs="0"/>
                    <xsd:element ref="FulfillmentCenterID" minOccurs="0"/>
                    <xsd:element ref="AmazonOrderID" minOccurs="0"/>
                    <xsd:element ref="AmazonOrderItemCode" minOccurs="0"/>
                  </xsd:sequence>
                </xsd:complexType>
              </xsd:element>
            </xsd:sequence>
          </xsd:complexType>
        </xsd:element>
      </xsd:sequence>
    </xsd:complexType>
  </xsd:element>
</xsd:schema>
```

Selling on Amazon – Guide to XML

```
</xsd:element>
</xsd:sequence>
</xsd:complexType>
</xsd:element>
</xsd:schema>
```

Example

```
<?xml version="1.0" encoding="UTF-8" ?>
<AmazonEnvelope xmlns:xsi="http://www.w3.org/2001/XMLSchema-instance" xsi:noNamespaceSchemaLocation="amzn-
envelope.xsd">
  <Header>
    <DocumentVersion>1.02</DocumentVersion>
    <MerchantIdentifier>M_SELLER_354577</MerchantIdentifier>
  </Header>
  <MessageType>ProcessingReport</MessageType>
</Message>
  <MessageID>1</MessageID>
</ProcessingReport>
  <DocumentTransactionID>2243419999</DocumentTransactionID>
  <StatusCode>Complete</StatusCode>
</ProcessingSummary>
  <MessagesProcessed>15</MessagesProcessed>
  <MessagesSuccessful>12</MessagesSuccessful>
  <MessagesWithError>3</MessagesWithError>
  <MessagesWithWarning>0</MessagesWithWarning>
</ProcessingSummary>
  <StatusCode>Complete</StatusCode>
</ProcessingSummary>
  <MessagesProcessed>15</MessagesProcessed>
  <MessagesSuccessful>12</MessagesSuccessful>
  <MessagesWithError>3</MessagesWithError>
  <MessagesWithWarning>0</MessagesWithWarning>
</ProcessingSummary>
</Result>
  <MessageID>4</MessageID>
  <ResultCode>Error</ResultCode>
  <ResultMessageCode>8123</ResultMessageCode>
  <ResultDescription>The item with SKU 1288 cannot be modified because it matches a deleted item. For more
information, please refer to http://sellercentral.amazon.com/gp/help.</ResultDescription>
</AdditionalInfo>
  <SKU>1288</SKU>
</AdditionalInfo>
</Result>
</Result>
  <MessageID>5</MessageID>
  <ResultCode>Error</ResultCode>
  <ResultMessageCode>8123</ResultMessageCode>
  <ResultDescription>The item with SKU 1265 cannot be modified because it matches a deleted item. For more
information, please refer to http://sellercentral.amazon.com/gp/help.</ResultDescription>
</AdditionalInfo>
  <SKU>1265</SKU>
</AdditionalInfo>
</Result>
</Result>
  <MessageID>7</MessageID>
  <ResultCode>Error</ResultCode>
  <ResultMessageCode>8123</ResultMessageCode>
  <ResultDescription>The item with SKU 1266 cannot be modified because it matches a deleted item. For more
information, please refer to http://sellercentral.amazon.com/gp/help.</ResultDescription>
</AdditionalInfo>
  <SKU>1266SKU</SKU>
</AdditionalInfo>
</Result>
</ProcessingReport>
</Message>
</AmazonEnvelope>
```

4. Manage Orders with XML

Order and Fulfillment Schemas

To develop XML feeds that Amazon can process it is important to use the schema files (XSDs) from Seller Central Help. The schema files outline the format that each feed submitted to Amazon and each report Amazon produces must adhere to. This section provides definitions and the corresponding XSDs for order-related feeds and reports.

Retrieve Order Details - Order Report



Description

You retrieve the Order Report, which contains a list of new orders received after the previous Order Report was created. This report contains all of the information you need for processing your orders. When you open your account, Amazon will work with you to determine the frequency for generating the report (such as daily or hourly). Order Reports can be generated as often as every 15 minutes.

Note: XML is not the default format for order reports. If you want this report in XML, you can activate it by using MWS's *ManageReportSchedule* operation type. See the MWS documentation for additional details. See the MWS documentation for additional details.

Alternatively, contact us using the "Get technical support" link found at the bottom of most Seller Central pages, and tell us you would like this option configured for your account.



Note for FBA sellers:

The XML order report does not contain information on FBA orders. Use additional resources like the FBA Shipment report for this information.





Note for CBA sellers:

If you use the same account for both Selling on Amazon and Checkout by Amazon, you will see orders for both services in the same order report. CBA orders will have additional attributes in the order report.






Dictionary

Element	Description
AmazonOrderID	Amazon's unique identifier for an order, which identifies the entire order regardless of the number of individual items in the order
AmazonSessionID	Amazon's unique identifier that links separate orders together within the same buying session (for Amazon use only)

Selling on Amazon – Guide to XML

OrderDate	The date the order was placed
OrderPostedDate	The date the buyer's credit card was charged and order processing was completed
BillingData	<p>Container for billing-information, broken into the following components:</p> <p>BuyerEmailAddress BuyerName BuyerPhoneNumber</p> <p><u>Address Container</u> Name AddressFieldOne AddressFieldTwo City StateOrRegion PostalCode CountryCode</p>
FulfillmentData 	<p>Container for order-fulfillment information, broken into the following components:</p> <p>FulfillmentMethod FulfillmentServiceLevel</p> <p><u>Address Container</u> Name AddressFieldOne AddressFieldTwo City StateOrRegion PostalCode CountryCode</p>
AmazonOrderItemCode	Amazon's unique identifier for an item in an order
SKU	A specific seller's unique identifier for a specific product
Title	The short description of the product
Quantity	The quantity purchased (of a single product)
ProductTaxCode	Identifies the tax properties for a product. The ProductTaxCode is first identified in the product feed and then passed to the order reports once the item is ordered.
ItemPrice	<p>The amount the buyer paid for the order, broken out by type (component). All amounts are totals for the quantity purchased, not unit prices. For example, an order with 3 products including 2 with the same SKU and a shipping price of 9 USD will show in the report as a single message containing 2 different item sections(SKU), one with shipping of 6 USD (quantity = 2) and the other with shipping amount of 3USD (quantity = 1). ItemPrice includes the following components:</p> <p>Principal Shipping Tax ShippingTax</p>
ItemFees	<p>The item-level amount you paid Amazon. ItemFees include the following component:</p> <p>Commission</p>
TaxJurisdictions	<p>Container for providing jurisdictions in which tax was collected. TaxJurisdictions include the following components:</p> <p>TaxLocationCode City County State</p> <p> Available for US merchant accounts only</p>

Selling on Amazon – Guide to XML

TaxableAmounts	<p>The amount deemed taxable, broken down by jurisdiction. Amount calculated that is taxable according to product taxability rules (this amount corresponds with your tax collection settings). TaxableAmounts include the following components:</p> <p>District City County State</p> <p> Available for US merchant accounts only</p>
NonTaxableAmounts	<p>The amount deemed non-taxable, broken down by jurisdiction. Non-taxable according to product taxability rules (this amount corresponds with your tax collection settings). NonTaxableAmounts include the following components:</p> <p>District City County State</p> <p> Available for US merchant accounts only</p>
ZeroRatedAmounts	<p>The amount associated with a 0% tax location, broken down by jurisdiction. ZeroRatedAmounts include the following components:</p> <p>District City County State</p> <p> Available for US merchant accounts only</p>
TaxCollectedAmounts	<p>The total amount of tax collected, broken down by jurisdiction. TaxCollectedAmounts include the following components:</p> <p>District City County State</p> <p> Available for US merchant accounts only</p>
TaxRates	<p>The district, city, county, and state tax rates, broken down by jurisdiction. TaxRates include the following components:</p> <p>District City County State</p> <p> Available for US merchant accounts only</p>
PromotionClaimCode	A code entered by the customer during checkout in order to receive the benefit of a given promotion
MerchantPromotionID	The ID used by the seller for tracking a given promotion

XSD

https://images-na.ssl-images-amazon.com/images/G/01/rainier/help/xsd/release_1_9/OrderReport.xsd

```
<?xml version="1.0"?>
<!-- "$Revision: #7 $" -->
<xsd:schema xmlns:xsd="http://www.w3.org/2001/XMLSchema" elementFormDefault="qualified">
  <!--
    $Date: 2006/05/23 $
```

AMAZON.COM CONFIDENTIAL. This document and the information contained in it are confidential and proprietary information of Amazon.com and may not be reproduced, distributed or used, in whole or in part, for any purpose other than as necessary to list products for sale on the www.amazon.com web site pursuant to an agreement with Amazon.com.

Selling on Amazon – Guide to XML

```
-->
<xsd:include schemaLocation="amzn-base.xsd"/>
<xsd:element name="OrderReport">
  <xsd:complexType>
    <xsd:sequence>
      <xsd:element ref="AmazonOrderID"/>
      <xsd:element name="AmazonSessionID">
        <xsd:simpleType>
          <xsd:restriction base="xsd:string">
            <xsd:pattern value="\d{3}-\d{7}-\d{7}"/>
          </xsd:restriction>
        </xsd:simpleType>
      </xsd:element>
      <xsd:element name="OrderDate" type="xsd:dateTime"/>
      <xsd:element name="OrderPostedDate" type="xsd:dateTime"/>
      <xsd:element name="CustomerOrderInfo" minOccurs="0" maxOccurs="10">
        <xsd:complexType>
          <xsd:sequence>
            <xsd:element name="Type" type="StringNotNull"/>
            <xsd:element name="Value" type="StringNotNull"/>
          </xsd:sequence>
        </xsd:complexType>
      </xsd:element>
      <xsd:element name="BillingData">
        <xsd:complexType>
          <xsd:sequence>
            <xsd:element name="BuyerEmailAddress">
              <xsd:simpleType>
                <xsd:restriction base="xsd:normalizedString">
                  <xsd:pattern value="^[^@]+@[^\.\.]+\.(.^[^\.\.]+)"/>
                </xsd:restriction>
              </xsd:simpleType>
            </xsd:element>
            <xsd:element name="BuyerName" type="String"/>
            <xsd:element name="BuyerPhoneNumber" type="String"/>
            <xsd:element name="CreditCard" minOccurs="0">
              <xsd:complexType>
                <xsd:sequence>
                  <xsd:element name="Issuer">
                    <xsd:simpleType>
                      <xsd:restriction base="xsd:string">
                        <xsd:enumeration value="Visa"/>
                        <xsd:enumeration value="MasterCard"/>
                        <xsd:enumeration value="AmericanExpress"/>
                        <xsd:enumeration value="Discover"/>
                        <xsd:enumeration value="DinersClub"/>
                        <xsd:enumeration value="JCB"/>
                        <xsd:enumeration value="PrivateLabel"/>
                        <xsd:enumeration value="BankDebit"/>
                        <xsd:enumeration value="CarteBlanche"/>
                        <xsd:enumeration value="CarteBancaire"/>
                        <xsd:enumeration value="PaymentByInvoice"/>
                        <xsd:enumeration value="Laser"/>
                        <xsd:enumeration value="Switch"/>
                        <xsd:enumeration value="SVS"/>
                        <xsd:enumeration value="BordersECG"/>
                        <xsd:enumeration value="Other"/>
                      </xsd:restriction>
                    </xsd:simpleType>
                  </xsd:element>
                  <xsd:element name="Tail">
                    <xsd:simpleType>
                      <xsd:restriction base="xsd:string">
                        <xsd:pattern value="\d{4}"/>
                      </xsd:restriction>
                    </xsd:simpleType>
                  </xsd:element>
                  <xsd:element name="ExpirationDate" type="xsd:gYearMonth"/>
                </xsd:sequence>
              </xsd:complexType>
            </xsd:element>
            <xsd:element ref="Address" minOccurs="0"/>
          </xsd:sequence>
        </xsd:complexType>
      </xsd:element>
      <xsd:element name="FulfillmentData">
        <xsd:complexType>
          <xsd:sequence>
            <xsd:element ref="FulfillmentMethod"/>
            <xsd:element ref="FulfillmentServiceLevel" minOccurs="0"/>
            <xsd:element ref="FulfillmentCenterID" minOccurs="0"/>
          </xsd:sequence>
        </xsd:complexType>
      </xsd:element>
    </xsd:sequence>
  </xsd:complexType>
</xsd:element>
```

Selling on Amazon – Guide to XML

```
<xsd:element ref="Address" minOccurs="0"/>
</xsd:sequence>
</xsd:complexType>
</xsd:element>
<xsd:element name="Item" maxOccurs="unbounded">
  <xsd:complexType>
    <xsd:sequence>
      <xsd:element ref="AmazonOrderItemCode"/>
      <xsd:element ref="SKU"/>
      <xsd:element name="Title" type="LongString"/>
      <xsd:element name="CustomizationInfo" type="CustomizationInfoType" minOccurs="0"
maxOccurs="unbounded"/>
      <xsd:element name="Quantity" type="xsd:positiveInteger"/>
      <xsd:element ref="ProductTaxCode"/>
      <xsd:element name="DeliveryStartDate" type="xsd:dateTime" minOccurs="0"/>
      <xsd:element name="DeliveryEndDate" type="xsd:dateTime" minOccurs="0"/>
      <xsd:element name="DeliveryTimeZone" type="StringNotNull" minOccurs="0"/>
      <xsd:element name="DeliveryInstructions" type="LongStringNotNull" minOccurs="0"/>
      <xsd:element name="ItemPrice" type="BuyerPrice"/>
      <xsd:element name="ItemFees" type="AmazonFees"/>
      <xsd:element name="ItemTaxData" type="TaxData" minOccurs="0"/>
      <xsd:element name="ShippingTaxData" type="TaxData" minOccurs="0"/>
      <xsd:element name="GiftWrapTaxData" type="TaxData" minOccurs="0"/>
      <xsd:element name="Promotion" type="PromotionDataType" minOccurs="0" maxOccurs="unbounded"/>
      <xsd:element name="GiftWrapLevel" type="StringNotNull" minOccurs="0"/>
      <xsd:element name="GiftMessageText" minOccurs="0">
        <xsd:simpleType>
          <xsd:restriction base="xsd:string">
            <xsd:maxLength value="500"/>
          </xsd:restriction>
        </xsd:simpleType>
      </xsd:element>
    </xsd:sequence>
  </xsd:complexType>
</xsd:element>
</xsd:sequence>
</xsd:complexType>
</xsd:element>
<!--
#####
# Tax data type
#####
-->
<xsd:complexType name="TaxData">
  <xsd:sequence>
    <xsd:element name="TaxJurisdictions">
      <xsd:complexType>
        <xsd:sequence>
          <xsd:element name="TaxLocationCode" type="String"/>
          <xsd:element name="City" type="String"/>
          <xsd:element name="County" type="String"/>
          <xsd:element name="State" type="String"/>
        </xsd:sequence>
      </xsd:complexType>
    </xsd:element>
    <xsd:element name="TaxableAmounts" type="TaxDataSubtype"/>
    <xsd:element name="NonTaxableAmounts" type="TaxDataSubtype"/>
    <xsd:element name="ZeroRatedAmounts" type="TaxDataSubtype"/>
    <xsd:element name="TaxCollectedAmounts" type="TaxDataSubtype"/>
    <xsd:element name="TaxRates">
      <xsd:complexType>
        <xsd:sequence>
          <xsd:element name="District" type="TaxRate"/>
          <xsd:element name="City" type="TaxRate"/>
          <xsd:element name="County" type="TaxRate"/>
          <xsd:element name="State" type="TaxRate"/>
        </xsd:sequence>
      </xsd:complexType>
    </xsd:element>
  </xsd:sequence>
</xsd:complexType>
<!--
#####
# Tax data sub type
#####
-->
<xsd:complexType name="TaxDataSubtype">
  <xsd:sequence>
    <xsd:element name="District" type="CurrencyAmount"/>
    <xsd:element name="City" type="CurrencyAmount"/>
    <xsd:element name="County" type="CurrencyAmount"/>
  </xsd:sequence>
</xsd:complexType>
```


Selling on Amazon – Guide to XML

```
    <xsd:element name="State" type="CurrencyAmount"/>
  </xsd:sequence>
</xsd:complexType>
<!--
#####
# Tax rate type
#####
-->
<xsd:simpleType name="TaxRate">
  <xsd:restriction base="xsd:decimal">
    <xsd:totalDigits value="5"/>
    <xsd:fractionDigits value="4" fixed="true"/>
  </xsd:restriction>
</xsd:simpleType>
</xsd:schema>
```

Example

```
<?xml version="1.0" encoding="UTF-8" ?>
<AmazonEnvelope xmlns:xsi="http://www.w3.org/2001/XMLSchema-instance" xsi:noNamespaceSchemaLocation="amzn-
envelope.xsd">
  <Header>
    <DocumentVersion>1.01</DocumentVersion>
    <MerchantIdentifier>M_IDENTIFIER</MerchantIdentifier>
  </Header>
  <MessageType>OrderReport</MessageType>
  <Message>
    <MessageID>1</MessageID>
  </Message>
  <OrderReport>
    <AmazonOrderID>104-2391705-5555555</AmazonOrderID>
    <AmazonSessionID>104-2391705-5555555</AmazonSessionID>
    <OrderDate>2008-12-30T08:23:23-08:00</OrderDate>
    <OrderPostedDate>2008-12-30T08:23:23-08:00</OrderPostedDate>
  </OrderReport>
  <BillingData>
    <BuyerEmailAddress>testmerchant@gmail.com</BuyerEmailAddress>
    <BuyerName>ABC Limited</BuyerName>
    <BuyerPhoneNumber>407-9999999</BuyerPhoneNumber>
  </BillingData>
  <FulfillmentData>
    <FulfillmentMethod>Ship</FulfillmentMethod>
    <FulfillmentServiceLevel>Standard</FulfillmentServiceLevel>
  </FulfillmentData>
  <Address>
    <Name>John Doe</Name>
    <AddressFieldOne>John Doe</AddressFieldOne>
    <AddressFieldTwo>4270 Cedar Ave</AddressFieldTwo>
    <City>SUMNER PARK</City>
    <StateOrRegion>FL</StateOrRegion>
    <PostalCode>32091</PostalCode>
    <CountryCode>US</CountryCode>
    <PhoneNumber>407-9999999</PhoneNumber>
  </Address>
  </FulfillmentData>
  <Item>
    <AmazonOrderItemCode>55995643055555</AmazonOrderItemCode>
    <SKU>414070</SKU>
    <Title>Nike Women's Air Pegasus+ 25 ESC Running Shoe (Anthracite/ Grey/ Neutral Grey/ Mandarin) 9</Title>
    <Quantity>1</Quantity>
    <ProductTaxCode>A_GEN_TAX</ProductTaxCode>
  </Item>
  <ItemPrice>
    <Component>
      <Type>Principal</Type>
      <Amount currency="USD">63.99</Amount>
    </Component>
    <Component>
      <Type>Shipping</Type>
      <Amount currency="USD">0.00</Amount>
    </Component>
    <Component>
      <Type>Tax</Type>
      <Amount currency="USD">0.00</Amount>
    </Component>
    <Component>
      <Type>ShippingTax</Type>
      <Amount currency="USD">0.00</Amount>
    </Component>
  </ItemPrice>
  <ItemFees>
    <Fee>
      <Type>Commission</Type>
      <Amount currency="USD">-9.60</Amount>
```

Selling on Amazon – Guide to XML

```
</Fee>
</ItemFees>
<ItemTaxData>
<TaxJurisdictions>
  <TaxLocationCode>100951788</TaxLocationCode>
  <City>SUMNER</City>
  <County>BROWARD</County>
  <State>FL</State>
</TaxJurisdictions>
<TaxableAmounts>
  <District currency="USD">0.00</District>
  <City currency="USD">0.00</City>
  <County currency="USD">0.00</County>
  <State currency="USD">0.00</State>
</TaxableAmounts>
<NonTaxableAmounts>
  <District currency="USD">0.00</District>
  <City currency="USD">0.00</City>
  <County currency="USD">63.99</County>
  <State currency="USD">63.99</State>
</NonTaxableAmounts>
<ZeroRatedAmounts>
  <District currency="USD">63.99</District>
  <City currency="USD">63.99</City>
  <County currency="USD">0.00</County>
  <State currency="USD">0.00</State>
</ZeroRatedAmounts>
<TaxCollectedAmounts>
  <District currency="USD">0.00</District>
  <City currency="USD">0.00</City>
  <County currency="USD">0.00</County>
  <State currency="USD">0.00</State>
</TaxCollectedAmounts>
<TaxRates>
  <District>0.0000</District>
  <City>0.0000</City>
  <County>0.0000</County>
  <State>0.0000</State>
</TaxRates>
</ItemTaxData>
<Promotion>
  <PromotionClaimCode>_SITE_WIDE_</PromotionClaimCode>
  <MerchantPromotionID>FRESHIPPINGOVER25</MerchantPromotionID>
<Component>
  <Type>Principal</Type>
  <Amount currency="USD">0.00</Amount>
</Component>
<Component>
  <Type>Shipping</Type>
  <Amount currency="USD">0.00</Amount>
</Component>
</Promotion>
</Item>
</OrderReport>
</Message>
</AmazonEnvelope>
```

Acknowledge Receipt of Orders - Order Acknowledgment



Description

Selling on Amazon – Guide to XML

The Order Acknowledgment feed allows you to acknowledge your success or failure with downloading an order. The acknowledgment feed also allows you to provide your own order ID and order item IDs, which you can then reference in future feeds for the same order, if desired.

Additionally, you can use this feed to cancel the entire order under one of these circumstances:

The customer asked you to cancel the order (and you have not yet shipped it)
You received a single-item order but you can't ship the item (damaged goods)
You are unable to upload an order into your system

To cancel the order, use the "Failure" *StatusCode*.

Notes:

Do not issue an Order Acknowledgment request with the "Failure" *StatusCode* after at least one item in the order has been confirmed as shipped (see the next section: *OrderFulfillment*). This would refund the entire order amount to the buyer.

For all *CancelReason* values except *NoInventory*, Amazon will increase the item's stock level by the count of canceled units.

Dictionary

Element	Description
AmazonOrderID	Amazon's unique identifier for an order, which identifies the entire order regardless of the number of individual items in the order
MerchantOrderID	Optional seller-supplied order ID. Amazon will map the MerchantOrderID to the AmazonOrderID, and you can then use your own order ID (MerchantOrderID) for subsequent feeds relating to the order. The first step is to establish the MerchantOrderID in the acknowledgment feed. See the base XSD for the definition.
StatusCode	Allows you to acknowledge your success or failure with downloading an order. <i>StatusCode</i> can be either "Success" or "Failure." A <i>StatusCode</i> of "Failure" can be used for communicating to Amazon that you had a problem integrating the order into your system and are unable to process the order. Sending status code "Failure" will automatically cancel the order; the customer will not be charged for the item.
AmazonOrderItemCode	Amazon's unique identifier for an item in an order. If the MerchantOrderItemID is also specified, Amazon will map the two IDs and you can then use your own item ID for subsequent feeds relating to that item within the order. See the base XSD for the definition.
MerchantOrderItemID	Optional seller-supplied ID for an item in an order. If the MerchantOrderItemID is specified with the AmazonOrderItemCode, Amazon will map the two IDs and you can then use your own order item ID for subsequent feeds relating to that order item. See the base XSD for the definition.
CancelReason	Used only when sending a <i>StatusCode</i> of "Failure." See the base XSD for enumeration.

XSD

https://images-na.ssl-images-amazon.com/images/G/01/rainier/help/xsd/release_1_9/OrderAcknowledgement.xsd

```
<?xml version="1.0"?>
<!-- Revision="$Revision: #7 $" -->
<xsd:schema xmlns:xsd="http://www.w3.org/2001/XMLSchema" elementFormDefault="qualified">
  <!--
    $Date: 2007/03/08 $

    AMAZON.COM CONFIDENTIAL. This document and the information contained in it are
    confidential and proprietary information of Amazon.com and may not be reproduced,
    distributed or used, in whole or in part, for any purpose other than as necessary
    to list products for sale on the www.amazon.com web site pursuant to an agreement
    with Amazon.com.
  -->
  <xsd:include schemaLocation="amzn-base.xsd"/>
  <xsd:element name="OrderAcknowledgement">
```

Selling on Amazon – Guide to XML

```
<xsd:complexType>
  <xsd:sequence>
    <xsd:element ref="AmazonOrderID"/>
    <xsd:element ref="MerchantOrderID" minOccurs="0"/>
    <xsd:element name="StatusCode">
      <xsd:simpleType>
        <xsd:restriction base="xsd:string">
          <xsd:enumeration value="Success"/>
          <xsd:enumeration value="Failure"/>
        </xsd:restriction>
      </xsd:simpleType>
    </xsd:element>
    <xsd:element name="Item" minOccurs="0" maxOccurs="unbounded">
      <xsd:complexType>
        <xsd:sequence>
          <xsd:element ref="AmazonOrderItemCode"/>
          <xsd:element ref="MerchantOrderItemID" minOccurs="0"/>
          <xsd:element name="CancelReason" minOccurs="0">
            <xsd:simpleType>
              <xsd:restriction base="xsd:string">
                <xsd:enumeration value="NoInventory"/>
                <xsd:enumeration value="ShippingAddressUndeliverable"/>
                <xsd:enumeration value="CustomerExchange"/>
                <xsd:enumeration value="BuyerCanceled"/>
                <xsd:enumeration value="GeneralAdjustment"/>
                <xsd:enumeration value="CarrierCreditDecision"/>
                <xsd:enumeration value="RiskAssessmentInformationNotValid"/>
                <xsd:enumeration value="CarrierCoverageFailure"/>
                <xsd:enumeration value="CustomerReturn"/>
                <xsd:enumeration value="MerchandiseNotReceived"/>
              </xsd:restriction>
            </xsd:simpleType>
          </xsd:element>
        </xsd:sequence>
      </xsd:complexType>
    </xsd:element>
  </xsd:sequence>
</xsd:complexType>
</xsd:element>
</xsd:schema>
```

Example

```
<?xml version="1.0"?>
<AmazonEnvelope xmlns:xsi="http://www.w3.org/2001/XMLSchema-instance"
xsi:noNamespaceSchemaLocation="amzn-envelope.xsd">
<Header>
  <DocumentVersion>1.01</DocumentVersion>
  <MerchantIdentifier> M_IDENTIFIER</MerchantIdentifier>
</Header>
<MessageType>OrderAcknowledgement</MessageType>
<Message>
  <MessageID>1</MessageID>
  <OrderAcknowledgement>
    <AmazonOrderID>050-1234567-1234567</AmazonOrderID>
    <MerchantOrderID>1234567</MerchantOrderID>
    <StatusCode>Success</StatusCode>
    <Item>
      <AmazonOrderItemCode>12345678901234</AmazonOrderItemCode>
      <MerchantOrderItemID>1234567</MerchantOrderItemID>
    </Item>
  </OrderAcknowledgement>
</Message>
</AmazonEnvelope>
```

Ship and Confirm Shipment (and get paid) - Order Fulfillment



Selling on Amazon – Guide to XML

Description

The Order Fulfillment feed allows your system to update Amazon's system with order fulfillment information. Amazon posts the information in the customer's Amazon account so the customer can check the shipment status.

Once you've shipped the order, send Amazon a shipping confirmation with fulfillment information. If you shipped the order using a trackable shipping method, include the tracking number in the feed. Amazon provides standard shipper codes (CarrierCode) as well as free-text fields so you can enter a different shipper.

This feed is important because it signals Amazon to charge the buyer, credit your Marketplace Payments account, and notify the buyer that the order is on the way. **If Amazon does not receive the confirmation within 30 days of the order being placed, the order will be canceled automatically and you will not be paid for the order.**

You can send your own unique order and item identifiers (MerchantOrderID and MerchantOrderItemID) rather than Amazon's order and item identifiers, if you established your own in the OrderAcknowledgement feed.

Dictionary

Element	Description
AmazonOrderID	Amazon's unique identifier for an order, which identifies the entire order regardless of the number of individual items in the order
MerchantOrderID	Optional seller-supplied order ID. The first step is to establish the MerchantOrderID in the acknowledgement feed. Amazon will map the MerchantOrderID to the AmazonOrderID, and you can then use your own order ID (MerchantOrderID) for subsequent feeds relating to that order. See the base XSD for the definition.
MerchantFulfillmentID	Seller-supplied unique identifier for the shipment (not used by Amazon)
FulfillmentDate	The date the item was actually shipped or picked up, depending on the fulfillment method specified in the order You can specify the FulfillmentDate with <u>or</u> without time zone information: 2006-12-11T09:50:00 → local time zone applies 2006-12-11T09:50:00+02:00 → GMT time zone applies For locales affected by Daylight Saving Time, adjust the information, if necessary. Daylight Saving Time is <i>not</i> automatically taken into consideration.
FulfillmentData	Container for order-fulfillment information, broken into the following components: CarrierCode – Shipping carrier code CarrierName – Shipping carrier name ShippingMethod – Shipping method used to deliver the item ShipperTrackingNumber – Tracking number for the shipment <i>NOTE: You can use CarrierName instead of CarrierCode if the list of options for CarrierCode (in the base XSD) does not contain the carrier you used.</i>
Item	Container for order-fulfillment information for a specific item, broken into the following components: AmazonOrderItemCode – Amazon's unique ID for an item in an order MerchantOrderItemID – Optional seller-supplied ID for an item in an order. It can be used in order processing if the pairing was established in the acknowledgement feed. MerchantFulfillmentItemID - Seller-supplied unique identifier for an item in the shipment (not used by Amazon) Quantity – The quantity shipped (if more than one of a given item was purchased, and all of them are not shipped together)

Selling on Amazon – Guide to XML

XSD

https://images-na.ssl-images-amazon.com/images/G/01/rainier/help/xsd/release_1_9/OrderFulfillment.xsd

```
<?xml version="1.0"?>
<!-- Revision=" $Revision: #2 $" -->
<xsd:schema xmlns:xsd="http://www.w3.org/2001/XMLSchema" elementFormDefault="qualified">
  <!--
    $Date: 2005/04/01 $

    AMAZON.COM CONFIDENTIAL. This document and the information contained in it are
    confidential and proprietary information of Amazon.com and may not be reproduced,
    distributed or used, in whole or in part, for any purpose other than as necessary
    to list products for sale on the www.amazon.com web site pursuant to an agreement
    with Amazon.com.
  -->
  <xsd:include schemaLocation="amzn-base.xsd"/>
  <xsd:element name="OrderFulfillment">
    <xsd:complexType>
      <xsd:sequence>
        <xsd:choice>
          <xsd:element ref="AmazonOrderID"/>
          <xsd:element ref="MerchantOrderID"/>
        </xsd:choice>
        <xsd:element name="MerchantFulfillmentID" type="IDNumber" minOccurs="0"/>
        <xsd:element name="FulfillmentDate" type="xsd:dateTime"/>
        <xsd:element name="FulfillmentData" minOccurs="0">
          <xsd:complexType>
            <xsd:sequence>
              <xsd:choice>
                <xsd:element ref="CarrierCode"/>
                <xsd:element name="CarrierName" type="String"/>
              </xsd:choice>
              <xsd:element name="ShippingMethod" type="String" minOccurs="0"/>
              <xsd:element name="ShipperTrackingNumber" type="String" minOccurs="0"/>
            </xsd:sequence>
          </xsd:complexType>
        </xsd:element>
        <xsd:element name="Item" minOccurs="0" maxOccurs="unbounded">
          <xsd:complexType>
            <xsd:sequence>
              <xsd:choice>
                <xsd:element ref="AmazonOrderItemCode"/>
                <xsd:element ref="MerchantOrderItemID"/>
              </xsd:choice>
              <xsd:element name="MerchantFulfillmentItemID" type="IDNumber" minOccurs="0"/>
              <xsd:element name="Quantity" type="xsd:positiveInteger" minOccurs="0"/>
            </xsd:sequence>
          </xsd:complexType>
        </xsd:element>
      </xsd:sequence>
    </xsd:complexType>
  </xsd:element>
</xsd:schema>
```

Example

```
<?xml version="1.0" encoding="UTF-8"?>
<AmazonEnvelope xmlns:xsi="http://www.w3.org/2001/XMLSchema-instance" xsi:noNamespaceSchemaLocation="amzn-
envelope.xsd">
  <Header>
    <DocumentVersion>1.01</DocumentVersion>
    <MerchantIdentifier>My Store</MerchantIdentifier>
  </Header>
  <MessageType>OrderFulfillment</MessageType>
  <Message>
    <MessageID>1</MessageID>
    <OrderFulfillment>
      <MerchantOrderID>1234567</MerchantOrderID>
      <MerchantFulfillmentID>1234567</MerchantFulfillmentID>
      <FulfillmentDate>2002-05-01T15:36:33-08:00</FulfillmentDate>
      <FulfillmentData>
        <CarrierCode>UPS</CarrierCode>
        <ShippingMethod>Second Day</ShippingMethod>
        <ShipperTrackingNumber>1234567890</ShipperTrackingNumber>
      </FulfillmentData>
      <Item>
        <MerchantOrderItemID>1234567</MerchantOrderItemID>
        <MerchantFulfillmentItemID>1234567</MerchantFulfillmentItemID>
        <Quantity>2</Quantity>
      </Item>
    </OrderFulfillment>
  </Message>
</AmazonEnvelope>
```

Selling on Amazon – Guide to XML

```
</Item>
</OrderFulfillment>
</Message>
</AmazonEnvelope>
```

Refund or Partially Cancel Orders - Order Adjustment or Partial Cancellation



Description

The Order Adjustment feed allows you to issue a refund (adjustment) for an order. You must provide a reason for the adjustment, such as "Customer Return," and the adjustment amount, broken out by price component (principle, shipping, tax, and so on). Note, however, that the buyer's credit card will only be credited one time for the total amount. Although the adjustment feed allows for charging the buyer additional money (for a restocking fee, for example), the net amount of the adjustment must be a credit to the buyer.

Additionally, you can use the Order Adjustment feed to cancel individual items that you are unable to ship, without incurring a refund holdback fee. **To use this feature, you must provide an adjustment reason of `NoInventory` or `BuyerCancelled`, and the quantity of items being cancelled.**

Note: To cancel an entire order, use the Order Acknowledgement feed not the Order Adjustment feed.

Dictionary

Element	Description
AmazonOrderID	Amazon's unique identifier for an order, which identifies the entire order regardless of the number of individual items in the order
MerchantOrderID	Optional seller-supplied order ID. The first step is to establish the MerchantOrderID in the acknowledgement feed. Amazon will map the MerchantOrderID to the AmazonOrderID, and you can then use your own ID (MerchantOrderID) for subsequent feeds relating to the order. See the base XSD for the definition.
AdjustedItem	Container for order-adjustment information, broken into the following components: AmazonOrderItemCode – Amazon's unique ID for an item in an order MerchantOrderItemID – Optional seller-supplied ID for an item in an order. It can be used in order processing if the pairing was established in the acknowledgement feed. MerchantAdjustmentItemID – Optional seller-supplied unique ID for the adjustment (not used by Amazon) AdjustmentReason – Reason for the adjustment ItemPriceAdjustments – Amounts the buyer is to be refunded for the item, broken down by type. See the base XSD for the definition of type. All amounts are totals for the quantity, not unit prices. Amounts are signed: positive amounts are refunded to the buyer and negative amounts are charged to the buyer (for a restocking fee, for example). PromotionAdjustments – Amounts the buyer is to be refunded for a promotion, broken down by type. See the base XSD for the definition of type. All amounts are totals for the quantity, not unit prices. Amounts are signed: positive amounts are refunded to the buyer and negative amounts are charged to the buyer.
QuantityCancelled	Quantity of items being cancelled. Used only for partial cancellations.

XSD

https://images-na.ssl-images-amazon.com/images/G/01/rainier/help/xsd/release_1_9/OrderAdjustment.xsd

Selling on Amazon – Guide to XML

```
<?xml version="1.0"?>
<!-- Revision="$Revision: #11 $" -->
<xsd:schema xmlns:xsd="http://www.w3.org/2001/XMLSchema" elementFormDefault="qualified">
  <!--
    $Date: 2007/10/26 $

    AMAZON.COM CONFIDENTIAL. This document and the information contained in it are
    confidential and proprietary information of Amazon.com and may not be reproduced,
    distributed or used, in whole or in part, for any purpose other than as necessary
    to list products for sale on the www.amazon.com web site pursuant to an agreement
    with Amazon.com.
  -->
  <xsd:include schemaLocation="amzn-base.xsd"/>
  <xsd:element name="OrderAdjustment">
    <xsd:complexType>
      <xsd:sequence>
        <xsd:choice>
          <xsd:element ref="AmazonOrderID"/>
          <xsd:element ref="MerchantOrderID"/>
        </xsd:choice>
        <xsd:element name="AdjustedItem" maxOccurs="unbounded">
          <xsd:complexType>
            <xsd:sequence>
              <xsd:choice>
                <xsd:element ref="AmazonOrderItemCode"/>
                <xsd:element ref="MerchantOrderItemID"/>
              </xsd:choice>
              <xsd:element name="MerchantAdjustmentItemID" type="StringNotNull" minOccurs="0"/>
              <xsd:element name="AdjustmentReason">
                <xsd:simpleType>
                  <xsd:restriction base="xsd:string">
                    <xsd:enumeration value="NoInventory"/>
                    <xsd:enumeration value="CustomerReturn"/>
                    <xsd:enumeration value="GeneralAdjustment"/>
                    <xsd:enumeration value="CouldNotShip"/>
                    <xsd:enumeration value="DifferentItem"/>
                    <xsd:enumeration value="Abandoned"/>
                    <xsd:enumeration value="CustomerCancel"/>
                    <xsd:enumeration value="PriceError"/>
                    <xsd:enumeration value="ProductOutOfStock"/>
                    <xsd:enumeration value="CustomerAddressIncorrect"/>
                    <xsd:enumeration value="Exchange"/>
                    <xsd:enumeration value="Other"/>
                    <xsd:enumeration value="CarrierCreditDecision"/>
                    <xsd:enumeration value="RiskAssessmentInformationNotValid"/>
                    <xsd:enumeration value="CarrierCoverageFailure"/>
                    <xsd:enumeration value="TransactionRecord"/>
                  </xsd:restriction>
                </xsd:simpleType>
              </xsd:element>
              <xsd:element name="ItemPriceAdjustments" type="BuyerPrice"/>
              <xsd:element name="PromotionAdjustments" minOccurs="0" maxOccurs="unbounded">
                <xsd:complexType>
                  <xsd:sequence>
                    <xsd:element ref="PromotionClaimCode" minOccurs="0"/>
                    <xsd:element ref="MerchantPromotionID" minOccurs="0"/>
                    <xsd:element name="Component" maxOccurs="unbounded">
                      <xsd:complexType>
                        <xsd:sequence>
                          <xsd:element name="Type" type="PromotionApplicationType"/>
                          <xsd:element name="Amount" type="CurrencyAmount"/>
                        </xsd:sequence>
                      </xsd:complexType>
                    </xsd:element>
                    </xsd:sequence>
                  </xsd:complexType>
                </xsd:element>
                <xsd:element name="DirectPaymentAdjustments" type="DirectPaymentType" minOccurs="0"/>
                <xsd:element name="QuantityCancelled" type="xsd:positiveInteger" minOccurs="0"/>
              </xsd:sequence>
            </xsd:complexType>
          </xsd:element>
        </xsd:sequence>
      </xsd:complexType>
    </xsd:element>
  </xsd:schema>
```


Selling on Amazon – Guide to XML

Example

```
<?xml version="1.0" encoding="UTF-8"?>
<AmazonEnvelope xmlns:xsi="http://www.w3.org/2001/XMLSchema-instance" xsi:noNamespaceSchemaLocation="amzn-
envelope.xsd">
  <Header>
    <DocumentVersion>1.01</DocumentVersion>
    <MerchantIdentifier>My Store</MerchantIdentifier>
  </Header>
  <MessageType>OrderAdjustment</MessageType>
  <Message>
    <MessageID>1</MessageID>
    <OrderAdjustment>
      <MerchantOrderID>1234567</MerchantOrderID>
      <AdjustedItem>
        <MerchantOrderItemID>1234567</MerchantOrderItemID>
        <MerchantAdjustmentItemID>12345</MerchantAdjustmentItemID>
        <AdjustmentReason>CustomerReturn</AdjustmentReason>
        <ItemPriceAdjustments>
          <Component>
            <Type>Principal</Type>
            <Amount currency="USD">10.00</Amount>
          </Component>
          <Component>
            <Type>Shipping</Type>
            <Amount currency="USD">3.49</Amount>
          </Component>
          <Component>
            <Type>Tax</Type>
            <Amount currency="USD">1.29</Amount>
          </Component>
          <Component>
            <Type>Shipping Tax</Type>
            <Amount currency="USD">0.24</Amount>
          </Component>
        </ItemPriceAdjustments>
      </AdjustedItem>
    </OrderAdjustment>
  </Message>
  <Message>
    <MessageID>2</MessageID>
    <OrderAdjustment>
      <MerchantOrderID>2345678</MerchantOrderID>
      <AdjustedItem>
        <MerchantOrderItemID>2345678</MerchantOrderItemID>
        <MerchantAdjustmentItemID>23456</MerchantAdjustmentItemID>
        <AdjustmentReason>CustomerReturn</AdjustmentReason>
        <ItemPriceAdjustments>
          <Component>
            <Type>Principal</Type>
            <Amount currency="USD">10.00</Amount>
          </Component>
          <Component>
            <Type>Tax</Type>
            <Amount currency="USD">1.29</Amount>
          </Component>
        </ItemPriceAdjustments>
        <PromotionAdjustments>
          <PromotionClaimCode>ABC123</PromotionClaimCode>
          <MerchantPromotionID>12345678</MerchantPromotionID>
          <Component>
            <Type>Principal</Type>
            <Amount currency="USD">-1.00</Amount>
          </Component>
        </PromotionAdjustments>
      </AdjustedItem>
    </OrderAdjustment>
  </Message>
</AmazonEnvelope>
```

Selling on Amazon – Guide to XML

Retrieve Payment Details - Settlement Report



Description

A Settlement Report provides information on all financial transactions for the settlement period. Settlement periods vary, depending on your seller agreement. The Settlement Report includes all orders and adjustments for the settlement period, showing the details of the disbursement to your bank account.

Note: The disbursement to your bank account generally occurs within 4 days after the Settlement Report is generated.

Dictionary

Element	Description
SettlementData	Container for settlement information, broken into the following components: AmazonSettlementID – Amazon's unique ID for the settlement TotalAmount – Amount to be disbursed to your bank account StartDate – First date of the settlement period EndDate – Last date of the settlement period DepositDate – Disbursement date
AmazonOrderID	Amazon's unique identifier for an order, which identifies the entire order regardless of the number of individual items in the order.
MerchantOrderID	Optional seller-supplied order ID. The first step is to establish the MerchantOrderID in the acknowledgement feed. Amazon will map the MerchantOrderID to the AmazonOrderID, and you can then use your own ID (MerchantOrderID) for subsequent feeds relating to the order. See the base XSD for the definition.
ShipmentID	
ShipmentFees	
MarketplaceName	The name of the website (such as Amazon.com) where the order was placed
Fulfillment	Container for order-fulfillment information, broken into the following components: MerchantFulfillmentID – A seller-supplied unique identifier for the shipment (not used by Amazon) PostedDate – Date posted to your Marketplace Payments account <u><i>Item Container</i></u> AmazonOrderItemCode – Amazon's unique ID for an item in an order MerchantOrderItemID – Optional seller-supplied ID for an item in an order. It can be used in order processing if the pairing was established in the acknowledgement feed. SKU – A specific seller's unique identifier for a specific product Quantity – The quantity purchased (of a single product) ItemPrice ItemFees Promotion MerchantPromotionID – The ID used by the seller for tracking a given promotion Type – The type of promotion Amount – The amount credited to or debited from your Marketplace Payments account DirectPayment OrderFee

Selling on Amazon – Guide to XML

<p><u>Adjustment Container</u> AmazonOrderItemCode – Amazon's unique ID for an item in an order MerchantOrderItemID – Optional seller-supplied ID for an item in an order. It can be used in order processing if the pairing was established in the acknowledgement feed. SKU – A specific seller's unique identifier for a specific product ItemPriceAdjustments – The amounts the buyer is to be refunded for the item, broken down by type. See the base XSD for the definition of type. All amounts are totals for the quantity, not unit prices. Amounts are signed: positive amounts are refunded to the buyer and negative amounts are charged to the buyer (for a restocking fee, for example). ItemFeeAdjustments PromotionAdjustment MerchantPromotionID – The ID used by the seller for tracking a given promotion Type – The type of promotion Amount – The amount of adjustments credited to or debited from your Marketplace Payments account DirectPayment OrderFeeAdjustment</p> <p><u>OtherFee Container</u> AmazonOrderItemCode – Amazon's unique ID for an item in an order MerchantOrderItemID – Optional seller-supplied ID for an item in an order. It can be used in order processing if the pairing was established in the acknowledgement feed. MarketplaceName – The name of the website (such as Amazon.com) where the order was placed MerchantFulfillmentID – A seller-supplied unique identifier for the shipment (not used by Amazon) PostedDate – Date posted to your Marketplace Payments account Amount – The amount of other fees credited to or debited from your Marketplace Payments account ReasonDescription</p> <p><u>OtherTransaction Container</u> AmazonOrderItemCode – Amazon's unique ID for an item in an order MerchantOrderItemID – Optional seller-supplied ID for an item in an order. It can be used in order processing if the pairing was established in the acknowledgement feed. MarketplaceName – The name of the website (such as Amazon.com) where the order was placed MerchantFulfillmentID – A seller-supplied unique identifier for the shipment (not used by Amazon) TransactionType TransactionID PostedDate – Date posted to your Marketplace Payments account Amount – The amount of other transactions credited to or debited from your Marketplace Payments account ReasonDescription Fees</p> <p><u>MiscEvent Container</u> PostedDate – Date posted to your Marketplace Payments account Amount – The amount credited to your Marketplace Payments account for a miscellaneous event</p>

XSD

https://images-na.ssl-images-amazon.com/images/G/01/rainier/help/xsd/release_1_9/SettlementReport.xsd

```
<?xml version="1.0"?>
<!-- Revision="$Revision: #10 $" -->
<!-- Settlement Report Version="3.1" -->
<xsd:schema xmlns:xsd="http://www.w3.org/2001/XMLSchema" elementFormDefault="qualified">
  <!--
    $Date: 2007/10/23 $

    AMAZON.COM CONFIDENTIAL. This document and the information contained in it are
    confidential and proprietary information of Amazon.com and may not be reproduced,
    distributed or used, in whole or in part, for any purpose other than as necessary
    to list products for sale on the www.amazon.com web site pursuant to an agreement
    with Amazon.com.
  -->
<xsd:include schemaLocation="amzn-base.xsd"/>
```

Selling on Amazon – Guide to XML

```
<xsd:element name="SettlementReport">
  <xsd:complexType>
    <xsd:sequence>
      <xsd:element name="SettlementData">
        <xsd:complexType>
          <xsd:sequence>
            <xsd:element name="AmazonSettlementID" type="IDNumber"/>
            <xsd:element name="TotalAmount" type="CurrencyAmount"/>
            <xsd:element name="StartDate" type="xsd:dateTime"/>
            <xsd:element name="EndDate" type="xsd:dateTime"/>
            <xsd:element name="DepositDate" type="xsd:dateTime"/>
          </xsd:sequence>
        </xsd:complexType>
      </xsd:element>
      <xsd:element name="Order" minOccurs="0" maxOccurs="unbounded">
        <xsd:complexType>
          <xsd:sequence>
            <xsd:element name="AmazonOrderID" type="AmazonAlphaOrderID"/>
            <xsd:element ref="MerchantOrderID" minOccurs="0"/>
            <xsd:element name="ShipmentID" minOccurs="0"/>
            <xsd:element name="ShipmentFees" type="AmazonFees" minOccurs="0" maxOccurs="unbounded"/>
            <xsd:element ref="MarketplaceName"/>
            <xsd:element name="Fulfillment">
              <xsd:complexType>
                <xsd:sequence>
                  <xsd:element ref="MerchantFulfillmentID" minOccurs="0"/>
                  <xsd:element name="PostedDate" type="xsd:dateTime"/>
                  <xsd:element name="Item" maxOccurs="unbounded">
                    <xsd:complexType>
                      <xsd:sequence>
                        <xsd:element ref="AmazonOrderItemCode"/>
                        <xsd:element ref="MerchantOrderItemID" minOccurs="0"/>
                        <xsd:element ref="SKU"/>
                        <xsd:element name="Quantity" type="xsd:positiveInteger"/>
                        <xsd:element name="ItemPrice" type="BuyerPrice"/>
                        <xsd:element name="ItemFees" type="AmazonFees" minOccurs="0"/>
                        <xsd:element name="Promotion" minOccurs="0" maxOccurs="unbounded">
                          <xsd:complexType>
                            <xsd:sequence>
                              <xsd:element ref="MerchantPromotionID"/>
                              <xsd:element name="Type" type="StringNotNull"/>
                              <xsd:element name="Amount" type="CurrencyAmount"/>
                            </xsd:sequence>
                          </xsd:complexType>
                        </xsd:element>
                      </xsd:sequence>
                    </xsd:complexType>
                  </xsd:element>
                </xsd:sequence>
              </xsd:complexType>
            </xsd:element>
            <xsd:element name="DirectPayment" type="DirectPaymentType" minOccurs="0"/>
          </xsd:sequence>
        </xsd:complexType>
      </xsd:element>
      <xsd:element name="OrderFee" type="AmazonFees" minOccurs="0" maxOccurs="unbounded"/>
    </xsd:sequence>
  </xsd:complexType>
</xsd:element>
<xsd:element name="Adjustment" minOccurs="0" maxOccurs="unbounded">
  <xsd:complexType>
    <xsd:sequence>
      <xsd:element name="AmazonOrderID" type="AmazonAlphaOrderID"/>
      <xsd:element ref="MerchantOrderID" minOccurs="0"/>
      <xsd:element name="AdjustmentID" type="StringNotNull" minOccurs="0"/>
      <xsd:element ref="MarketplaceName"/>
      <xsd:element name="Fulfillment">
        <xsd:complexType>
          <xsd:sequence>
            <xsd:element ref="MerchantFulfillmentID" minOccurs="0"/>
            <xsd:element name="PostedDate" type="xsd:dateTime"/>
            <xsd:element name="AdjustedItem" maxOccurs="unbounded">
              <xsd:complexType>
                <xsd:sequence>
                  <xsd:element ref="AmazonOrderItemCode"/>
                  <xsd:element ref="MerchantOrderItemID" minOccurs="0"/>
                  <xsd:element name="MerchantAdjustmentItemID" type="StringNotNull" minOccurs="0"/>
                  <xsd:element ref="SKU"/>
                  <xsd:element name="ItemPriceAdjustments" type="BuyerPrice"/>
                  <xsd:element name="ItemFeeAdjustments" type="AmazonFees" minOccurs="0"/>
                  <xsd:element name="PromotionAdjustment" minOccurs="0" maxOccurs="unbounded">
                    <xsd:complexType>
                      <xsd:sequence>
                        <xsd:element ref="MerchantPromotionID"/>

```

Selling on Amazon – Guide to XML

```
        <xsd:element name="Type" type="StringNotNull"/>
        <xsd:element name="Amount" type="CurrencyAmount"/>
    </xsd:sequence>
</xsd:complexType>
</xsd:element>
</xsd:sequence>
</xsd:complexType>
</xsd:element>
<xsd:element name="DirectPayment" type="DirectPaymentType" minOccurs="0"/>
</xsd:sequence>
</xsd:complexType>
</xsd:element>
<xsd:element name="OrderFeeAdjustment" type="AmazonFees" minOccurs="0" maxOccurs="unbounded"/>
</xsd:sequence>
</xsd:complexType>
</xsd:element>
<xsd:element name="OtherFee" minOccurs="0" maxOccurs="unbounded">
    <xsd:complexType>
        <xsd:sequence>
            <xsd:element name="AmazonOrderID" type="AmazonAlphaOrderID" minOccurs="0"/>
            <xsd:element ref="MerchantOrderID" minOccurs="0"/>
            <xsd:element ref="MarketplaceName"/>
            <xsd:element ref="MerchantFulfillmentID" minOccurs="0"/>
            <xsd:element name="PostedDate" type="xsd:dateTime"/>
            <xsd:element name="Amount" type="CurrencyAmount"/>
            <xsd:element name="ReasonDescription" type="StringNotNull"/>
        </xsd:sequence>
    </xsd:complexType>
</xsd:element>
<xsd:element name="OtherTransaction" minOccurs="0" maxOccurs="unbounded">
    <xsd:complexType>
        <xsd:sequence>
            <xsd:element name="AmazonOrderID" type="AmazonAlphaOrderID" minOccurs="0"/>
            <xsd:element ref="MerchantOrderID" minOccurs="0"/>
            <xsd:element ref="MarketplaceName" minOccurs="0"/>
            <xsd:element ref="MerchantFulfillmentID" minOccurs="0"/>
            <xsd:element name="TransactionType" type="StringNotNull"/>
            <xsd:element name="TransactionID" type="StringNotNull" minOccurs="0"/>
            <xsd:element name="PostedDate" type="xsd:dateTime"/>
            <xsd:element name="Amount" type="CurrencyAmount"/>
            <xsd:element name="ReasonDescription" type="StringNotNull" minOccurs="0"/>
            <xsd:element name="Fees" type="AmazonFees" minOccurs="0"/>
        </xsd:sequence>
    </xsd:complexType>
</xsd:element>
<xsd:element name="MiscEvent" minOccurs="0" maxOccurs="unbounded">
    <xsd:complexType>
        <xsd:sequence>
            <xsd:element name="PostedDate" type="xsd:dateTime"/>
            <xsd:element name="Amount" type="CurrencyAmount"/>
        </xsd:sequence>
    </xsd:complexType>
</xsd:element>
</xsd:sequence>
</xsd:complexType>
</xsd:element>
<xsd:simpleType name="AmazonAlphaOrderID">
    <xsd:restriction base="xsd:string">
        <xsd:pattern value="\w{1}\d{2}-\d{7}-\d{7}"/>
    </xsd:restriction>
</xsd:simpleType>
</xsd:schema>
```

Example

```
<?xml version="1.0" encoding="UTF-8"?>
<SettlementReport>
<SettlementData>
    <AmazonSettlementID>5024267331</AmazonSettlementID>
    <TotalAmount currency="USD">-58.73</TotalAmount>
    <StartDate>2008-11-28T14:47:05+00:00</StartDate>
    <EndDate>2008-12-26T14:45:14+00:00</EndDate>
    <DepositDate>2008-12-28T14:45:14+00:00</DepositDate>
</SettlementData>
<Order>
    <AmazonOrderID>105-6982537-6258888</AmazonOrderID>
    <ShipmentID>DqWG0</ShipmentID>
    <MarketplaceName>Amazon.com</MarketplaceName>
<Fulfillment>
    <MerchantFulfillmentID>MFNMFN19084441555</MerchantFulfillmentID>
```

Selling on Amazon – Guide to XML

```
<PostedDate>2008-12-15T19:33:04+00:00</PostedDate>
<Item>
  <AmazonOrderItemCode>13350774331938</AmazonOrderItemCode>
  <SKU>U1409</SKU>
  <Quantity>1</Quantity>
<ItemPrice>
<Component>
  <Type>Principal</Type>
  <Amount currency="USD">0.15</Amount>
</Component>
<Component>
  <Type>Tax</Type>
  <Amount currency="USD">0.02</Amount>
</Component>
</ItemPrice>
<ItemFees>
<Fee>
  <Type>Commission</Type>
  <Amount currency="USD">-0.01</Amount>
</Fee>
</ItemFees>
</Item>
</Fulfillment>
</Order>
<Order>
  <AmazonOrderID>102-4226580-9099444</AmazonOrderID>
  <ShipmentID>DtVS</ShipmentID>
  <MarketplaceName>Amazon.com</MarketplaceName>
<Fulfillment>
  <MerchantFulfillmentID>MFNMFN19089363182</MerchantFulfillmentID>
  <PostedDate>2008-12-15T21:43:08+00:00</PostedDate>
<Item>
  <AmazonOrderItemCode>00806662376130</AmazonOrderItemCode>
  <SKU>U1409</SKU>
  <Quantity>1</Quantity>
<ItemPrice>
<Component>
  <Type>Principal</Type>
  <Amount currency="USD">0.15</Amount>
</Component>
<Component>
  <Type>Tax</Type>
  <Amount currency="USD">0.02</Amount>
</Component>
<Component>
  <Type>Shipping</Type>
  <Amount currency="USD">0.01</Amount>
</Component>
</ItemPrice>
<ItemFees>
<Fee>
  <Type>Commission</Type>
  <Amount currency="USD">-0.01</Amount>
</Fee>
</ItemFees>
</Item>
</Fulfillment>
</Order>
<Order>
  <AmazonOrderID>002-6239589-9267444</AmazonOrderID>
  <ShipmentID>Dx9K03p1R</ShipmentID>
  <MarketplaceName>Amazon.com</MarketplaceName>
<Fulfillment>
  <MerchantFulfillmentID>MFNMFN19083904842</MerchantFulfillmentID>
  <PostedDate>2008-12-15T22:31:38+00:00</PostedDate>
<Item>
  <AmazonOrderItemCode>31454552568346</AmazonOrderItemCode>
  <SKU>U1409</SKU>
  <Quantity>1</Quantity>
<ItemPrice>
<Component>
  <Type>Principal</Type>
  <Amount currency="USD">0.15</Amount>
</Component>
<Component>
  <Type>Tax</Type>
  <Amount currency="USD">0.02</Amount>
</Component>
</ItemPrice>
<ItemFees>
<Fee>
```

Selling on Amazon – Guide to XML

```
<Type>Commission</Type>
<Amount currency="USD">-0.01</Amount>
</Fee>
</ItemFees>
</Item>
<Item>
  <AmazonOrderItemCode>66480775952306</AmazonOrderItemCode>
  <SKU>U1410</SKU>
  <Quantity>1</Quantity>
  <ItemPrice>
    <Component>
      <Type>Principal</Type>
      <Amount currency="USD">0.15</Amount>
    </Component>
    <Component>
      <Type>Tax</Type>
      <Amount currency="USD">0.02</Amount>
    </Component>
  </ItemPrice>
  <ItemFees>
    <Fee>
      <Type>Commission</Type>
      <Amount currency="USD">-0.01</Amount>
    </Fee>
  </ItemFees>
</Item>
<Item>
  <AmazonOrderItemCode>34282312709418</AmazonOrderItemCode>
  <SKU>U1411</SKU>
  <Quantity>1</Quantity>
  <ItemPrice>
    <Component>
      <Type>Principal</Type>
      <Amount currency="USD">0.15</Amount>
    </Component>
    <Component>
      <Type>Tax</Type>
      <Amount currency="USD">0.02</Amount>
    </Component>
  </ItemPrice>
  <ItemFees>
    <Fee>
      <Type>Commission</Type>
      <Amount currency="USD">-0.01</Amount>
    </Fee>
  </ItemFees>
</Item>
</Fulfillment>
</Order>
<Order>
  <AmazonOrderID>105-6517412-1452222</AmazonOrderID>
  <ShipmentID>DBwP0npwR</ShipmentID>
  <MarketplaceName>Amazon.com</MarketplaceName>
</Fulfillment>
  <MerchantFulfillmentID>MFNMFN19085579472</MerchantFulfillmentID>
  <PostedDate>2008-12-18T14:34:54+00:00</PostedDate>
<Item>
  <AmazonOrderItemCode>65536901305826</AmazonOrderItemCode>
  <SKU>U1409</SKU>
  <Quantity>1</Quantity>
  <ItemPrice>
    <Component>
      <Type>Principal</Type>
      <Amount currency="USD">0.15</Amount>
    </Component>
    <Component>
      <Type>Tax</Type>
      <Amount currency="USD">0.02</Amount>
    </Component>
  </ItemPrice>
  <ItemFees>
    <Fee>
      <Type>Commission</Type>
      <Amount currency="USD">-0.01</Amount>
    </Fee>
  </ItemFees>
</Item>
</Fulfillment>
</Order>
<Order>
  <AmazonOrderID>002-8437726-3624222</AmazonOrderID>
```

Selling on Amazon – Guide to XML

```
<ShipmentID>DHww0qpvr</ShipmentID>
<MarketplaceName>Amazon.com</MarketplaceName>
<Fulfillment>
  <MerchantFulfillmentID>MFNMFN19085714592</MerchantFulfillmentID>
  <PostedDate>2008-12-18T14:34:54+00:00</PostedDate>
</Item>
  <AmazonOrderItemCode>28647667911362</AmazonOrderItemCode>
  <SKU>U1409</SKU>
  <Quantity>1</Quantity>
<ItemPrice>
  <Component>
    <Type>Principal</Type>
    <Amount currency="USD">0.15</Amount>
  </Component>
</ItemPrice>
<ItemFees>
  <Fee>
    <Type>Commission</Type>
    <Amount currency="USD">-0.01</Amount>
  </Fee>
</ItemFees>
</Item>
</Fulfillment>
</Order>
<Order>
  <AmazonOrderID>002-8325573-8322666</AmazonOrderID>
  <ShipmentID>DB9r0gplR</ShipmentID>
  <MarketplaceName>Amazon.com</MarketplaceName>
<Fulfillment>
  <MerchantFulfillmentID>MFNMFN19083705712</MerchantFulfillmentID>
  <PostedDate>2008-12-18T14:34:54+00:00</PostedDate>
</Item>
  <AmazonOrderItemCode>06849903846282</AmazonOrderItemCode>
  <SKU>U1409</SKU>
  <Quantity>1</Quantity>
<ItemPrice>
  <Component>
    <Type>Principal</Type>
    <Amount currency="USD">0.15</Amount>
  </Component>
  <Component>
    <Type>Tax</Type>
    <Amount currency="USD">0.02</Amount>
  </Component>
</ItemPrice>
<ItemFees>
  <Fee>
    <Type>Commission</Type>
    <Amount currency="USD">-0.01</Amount>
  </Fee>
</ItemFees>
</Item>
</Fulfillment>
</Order>
<Order>
  <AmazonOrderID>103-6428709-2012222</AmazonOrderID>
  <ShipmentID>Dv9Y04ptR</ShipmentID>
  <MarketplaceName>Amazon.com</MarketplaceName>
<Fulfillment>
  <MerchantFulfillmentID>MFNMFN19083802582</MerchantFulfillmentID>
  <PostedDate>2008-12-18T14:34:54+00:00</PostedDate>
</Item>
  <AmazonOrderItemCode>62939279608258</AmazonOrderItemCode>
  <SKU>U1409</SKU>
  <Quantity>3</Quantity>
<ItemPrice>
  <Component>
    <Type>Principal</Type>
    <Amount currency="USD">0.45</Amount>
  </Component>
  <Component>
    <Type>Tax</Type>
    <Amount currency="USD">0.06</Amount>
  </Component>
</ItemPrice>
<ItemFees>
  <Fee>
    <Type>Commission</Type>
    <Amount currency="USD">-0.03</Amount>
  </Fee>
</ItemFees>
```


Selling on Amazon – Guide to XML

```
</Item>
</Fulfillment>
</Order>
<Adjustment>
  <AmazonOrderID>002-6239589-9267444</AmazonOrderID>
  <AdjustmentID>0WT7-KYPL-GB7H-A0ZA-8Y7W</AdjustmentID>
  <MarketplaceName>Amazon.com</MarketplaceName>
  <Fulfillment>
    <MerchantFulfillmentID>MFNMFN19083904842</MerchantFulfillmentID>
    <PostedDate>2008-12-19T15:06:37+00:00</PostedDate>
  </Fulfillment>
  <AdjustedItem>
    <AmazonOrderItemCode>34282312709418</AmazonOrderItemCode>
    <SKU>U1411</SKU>
  </AdjustedItem>
  <ItemPriceAdjustments>
    <Component>
      <Type>Principal</Type>
      <Amount currency="USD">-0.15</Amount>
    </Component>
    <Component>
      <Type>Tax</Type>
      <Amount currency="USD">-0.02</Amount>
    </Component>
  </ItemPriceAdjustments>
  <ItemFeeAdjustments>
    <Fee>
      <Type>Commission</Type>
      <Amount currency="USD">0.01</Amount>
    </Fee>
  </ItemFeeAdjustments>
</AdjustedItem>
</Fulfillment>
</Adjustment>
<Adjustment>
  <AmazonOrderID>105-6982537-6258666</AmazonOrderID>
  <AdjustmentID>04XM-3VWM-6DD9-SZQB-GZXC</AdjustmentID>
  <MarketplaceName>Amazon.com</MarketplaceName>
  <Fulfillment>
    <MerchantFulfillmentID>MFNMFN19084441572</MerchantFulfillmentID>
    <PostedDate>2008-12-19T15:06:34+00:00</PostedDate>
  </Fulfillment>
  <AdjustedItem>
    <AmazonOrderItemCode>13350774331938</AmazonOrderItemCode>
    <SKU>U1409</SKU>
  </AdjustedItem>
  <ItemPriceAdjustments>
    <Component>
      <Type>Principal</Type>
      <Amount currency="USD">-0.15</Amount>
    </Component>
    <Component>
      <Type>Tax</Type>
      <Amount currency="USD">-0.02</Amount>
    </Component>
  </ItemPriceAdjustments>
  <ItemFeeAdjustments>
    <Fee>
      <Type>Commission</Type>
      <Amount currency="USD">0.01</Amount>
    </Fee>
  </ItemFeeAdjustments>
</AdjustedItem>
</Fulfillment>
</Adjustment>
<Adjustment>
  <AmazonOrderID>102-4226580-9099444</AmazonOrderID>
  <AdjustmentID>0PZG-3CA0-XDE6-9Y2X-HQD6</AdjustmentID>
  <MarketplaceName>Amazon.com</MarketplaceName>
  <Fulfillment>
    <MerchantFulfillmentID>MFNMFN19089363182</MerchantFulfillmentID>
    <PostedDate>2008-12-19T15:06:56+00:00</PostedDate>
  </Fulfillment>
  <AdjustedItem>
    <AmazonOrderItemCode>00806662376130</AmazonOrderItemCode>
    <SKU>U1409</SKU>
  </AdjustedItem>
  <ItemPriceAdjustments>
    <Component>
      <Type>Principal</Type>
      <Amount currency="USD">-0.15</Amount>
    </Component>
    <Component>
      <Type>Tax</Type>
      <Amount currency="USD">-0.02</Amount>
    </Component>
  </ItemPriceAdjustments>
  <ItemFeeAdjustments>
    <Fee>
      <Type>Commission</Type>
      <Amount currency="USD">0.01</Amount>
    </Fee>
  </ItemFeeAdjustments>
</AdjustedItem>
</Fulfillment>
</Adjustment>
```

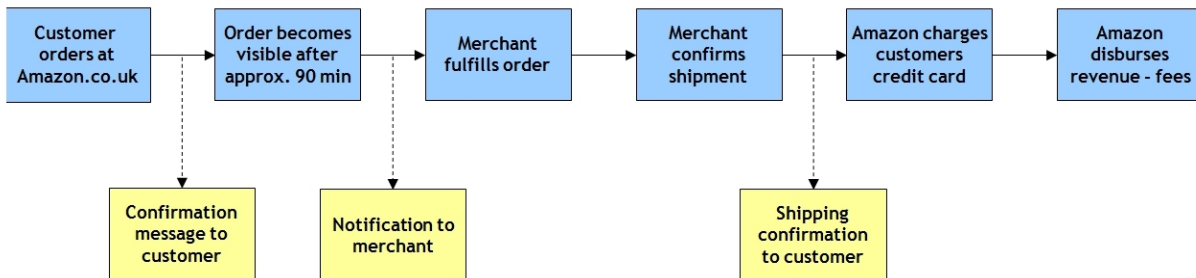
Selling on Amazon – Guide to XML

```
<Type>Shipping</Type>
<Amount currency="USD">-0.01</Amount>
</Component>
</ItemPriceAdjustments>
<ItemFeeAdjustments>
<Fee>
  <Type>Commission</Type>
  <Amount currency="USD">0.01</Amount>
</Fee>
</ItemFeeAdjustments>
</AdjustedItem>
</Fulfillment>
</Adjustment>
<OtherTransaction>
  <TransactionType>Subscription Fee</TransactionType>
  <PostedDate>2008-12-21T14:50:45+00:00</PostedDate>
  <Amount currency="USD">-59.99</Amount>
</OtherTransaction>
</SettlementReport>
```

Selling on Amazon – Guide to XML

Understanding Amazon's Order Management Process

In addition to creating product offers on Amazon, an important part of your XML implementation is order management. Here is an overview of the general order management process:



After an order is placed, an order-confirmation e-mail is immediately sent to the customer. However, an order notification is not sent to you, the merchant, until at least 90 minutes later. During the 90 minutes, the customer can change or even cancel the order without contacting you.

After the 90 minutes have passed, if all is well with the order and with the buyer's payment method, an order notification is sent to you. Note that if the customer now wants to cancel the order, or cancel an item in the order, they will have to contact you.

The next step in the order management process is fulfilling the order. Merchants should have sufficient inventory on hand to immediately fulfill all orders. However, in those rare cases when **none** of the items ordered are available, it will be necessary to cancel the order, and you can use a negative Order Acknowledgment for this. The negative Order Acknowledgment allows you to specify a reason for the order cancellation (such as "out of stock"). Also, the customer will not be charged, so a refund is not required.

If you can fulfill *any* items in the order, ship those items and confirm them as shipped with an OrderFulfillment feed. When you confirm one item in a multi-item order, the customer is charged for the whole order, not just the one item. In a case like this, confirm the whole order as shipped and then issue a refund for the item you were unable to fulfill. Be sure to include a memo to the buyer, explaining why you are cancelling the item from the order.

5. Validate XML Feeds

Amazon validates XML feeds against the XSDs prior to processing. Feeds that do not validate successfully will return a parsing error in the processing report. Therefore, it is important to validate feeds before sending them to Amazon.

There are third-party tools available that are designed specifically for validating (debugging) XML. You can find these tools by searching the internet for "XML Validator."

6. Category-Specific XSDs

Note: Not all categories are available in every locale/country. Please refer to SellerCentral Help for further information.

Category	XSD
Auto	https://images-na.ssl-images-amazon.com/images/G/01/rainier/help/xsd/release_1_9/AutoAccessory.xsd
Baby	https://images-na.ssl-images-amazon.com/images/G/01/rainier/help/xsd/release_1_9/Baby.xsd
Beauty	https://images-na.ssl-images-amazon.com/images/G/01/rainier/help/xsd/release_1_9/Beauty.xsd
Camera	https://images-na.ssl-images-amazon.com/images/G/01/rainier/help/xsd/release_1_9/CameraPhoto.xsd
Clothing	https://images-na.ssl-images-amazon.com/images/G/01/rainier/help/xsd/release_1_9/ProductClothing.xsd
ClothingAccessories	https://images-na.ssl-images-amazon.com/images/G/01/rainier/help/xsd/ClothingAccessories.xsd
Consumer Electronics	https://images-na.ssl-images-amazon.com/images/G/01/rainier/help/xsd/release_1_9/CE.xsd
Computers	https://images-na.ssl-images-amazon.com/images/G/01/rainier/help/xsd/release_1_9/Computers.xsd
Grocery	https://images-na.ssl-images-amazon.com/images/G/01/rainier/help/xsd/release_1_9/FoodAndBeverages.xsd
Gourmet	https://images-na.ssl-images-amazon.com/images/G/01/rainier/help/xsd/release_1_9/Gourmet.xsd
Health	https://images-na.ssl-images-amazon.com/images/G/01/rainier/help/xsd/release_1_9/Health.xsd
Home	https://images-na.ssl-images-amazon.com/images/G/01/rainier/help/xsd/release_1_9/HomeImprovement.xsd
Industrial & Scientific (Food Service and Janitorial, Sanitation, & Safety)	https://images-na.ssl-images-amazon.com/images/G/01/rainier/help/xsd/release_1_9/FoodServiceAndJanSan_TTH.xsd
Industrial & Scientific (Lab & Scientific Supplies)	https://images-na.ssl-images-amazon.com/images/G/01/rainier/help/xsd/release_1_9/LabSupplies.xsd
Industrial & Scientific (Power Transmission)	https://images-na.ssl-images-amazon.com/images/G/01/rainier/help/xsd/release_1_9/PowerTransmission_TTH.xsd
Industrial & Scientific (Raw Materials)	https://images-na.ssl-images-amazon.com/images/G/01/rainier/help/xsd/release_1_9/RawMaterials.xsd
Jewelry and Watches	https://images-na.ssl-images-amazon.com/images/G/01/rainier/help/xsd/release_1_9/Jewelry.xsd
Lighting	https://images-na.ssl-images-amazon.com/images/G/01/rainier/help/xsd/release_1_9/Lighting.xsd

Selling on Amazon – Guide to XML

Musical Instruments	https://images-na.ssl-images-amazon.com/images/G/01/rainier/help/xsd/release_1_9/MusicalInstruments.xsd
Pet Supplies	https://images-na.ssl-images-amazon.com/images/G/01/rainier/help/xsd/release_1_9/PetSupplies.xsd
Shoes, Handbags, Sunglasses/Eyewear	https://images-na.ssl-images-amazon.com/images/G/01/rainier/help/xsd/release_1_6/ProductClothing.xsd
Sporting Goods	https://images-na.ssl-images-amazon.com/images/G/01/rainier/help/xsd/release_1_9/Sports.xsd
Sports Collectibles	https://images-na.ssl-images-amazon.com/images/G/01/rainier/help/xsd/release_1_9/SportsMemorabilia.xsd
Tires & Wheels	https://images-na.ssl-images-amazon.com/images/G/01/rainier/help/xsd/release_1_9/TiresAndWheels.xsd
Tools	https://images-na.ssl-images-amazon.com/images/G/01/rainier/help/xsd/release_1_9/Tools.xsd
Toys & Games	https://images-na.ssl-images-amazon.com/images/G/01/rainier/help/xsd/release_1_9/Toys.xsd
Wireless	https://images-na.ssl-images-amazon.com/images/G/01/rainier/help/xsd/release_1_9/Wireless.xsd
Large Appliances	http://g-ecx.images-amazon.com/images/G/01/rainier/help/xsd/release_4_1/LargeAppliances.xsd